



Cefor Facts 2020

The Nordic Association of Marine Insurers

The Nordic Association of Marine Insurers (Cefor)

- Trade association representing marine insurers in four Nordic countries.
- Cefor members insure the following risks:
Hull and machinery (H&M), protection and indemnity (P&I), cargo, charterers' liability, offshore energy, war, legal defence, loss of hire, builders' risk, ship repairers' liability and mortgagee interest.
- Our objective is to further enhance the lead Nordic marine insurance market, promote the members' common interests on key issues for the marine insurance industry, and contribute to a sustainable ocean industry.

Mission Statement

To serve the interests of our Nordic members by promoting quality marine insurance and knowledge sharing through

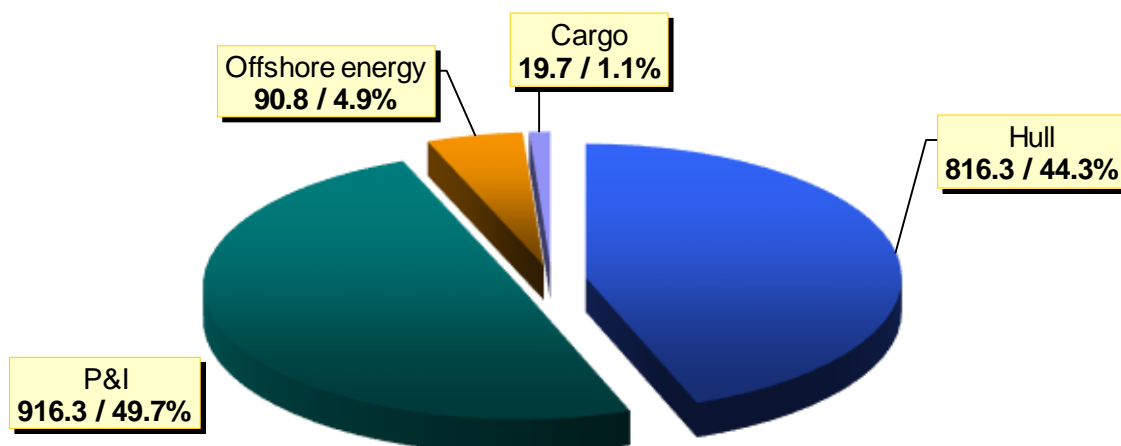
- agreed all risks insurance conditions
- comprehensive statistics
- a common public voice
- competence building

The Cefor market

Gross written premiums 2019

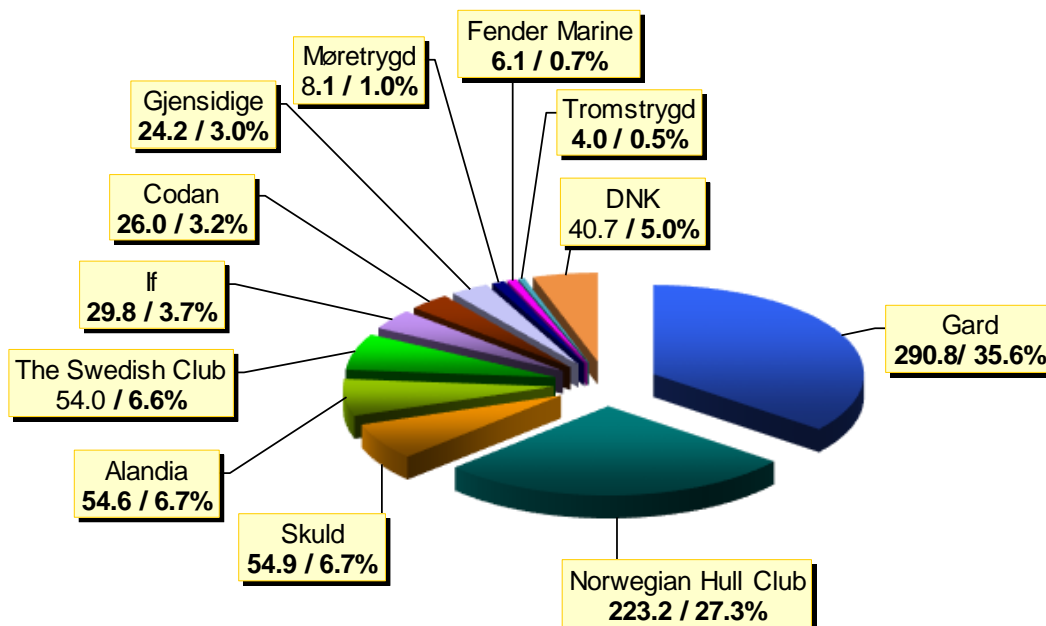
Cefor - Gross written premium 2019 - All lines

Total sum = 1,843.2 USD million

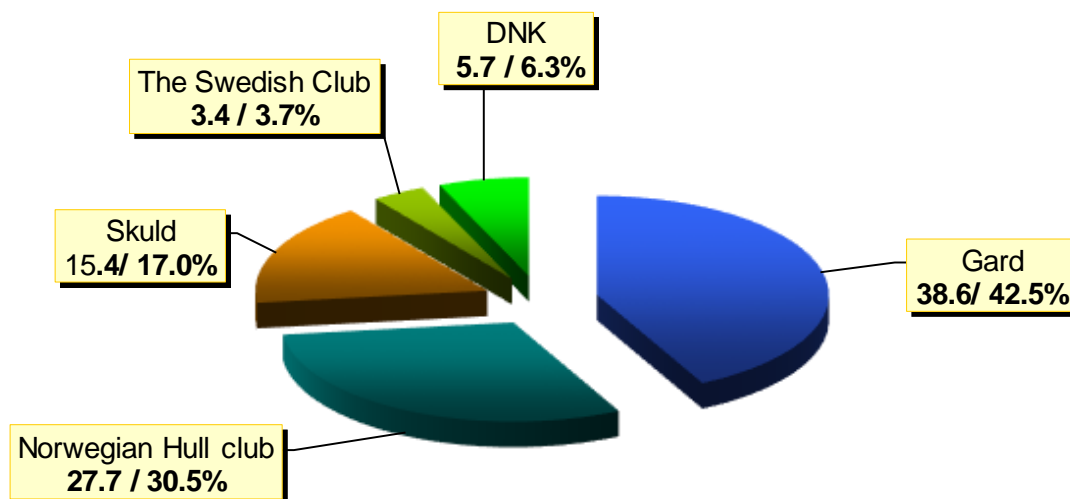


Cefor - Gross written premium 2019 - Hull

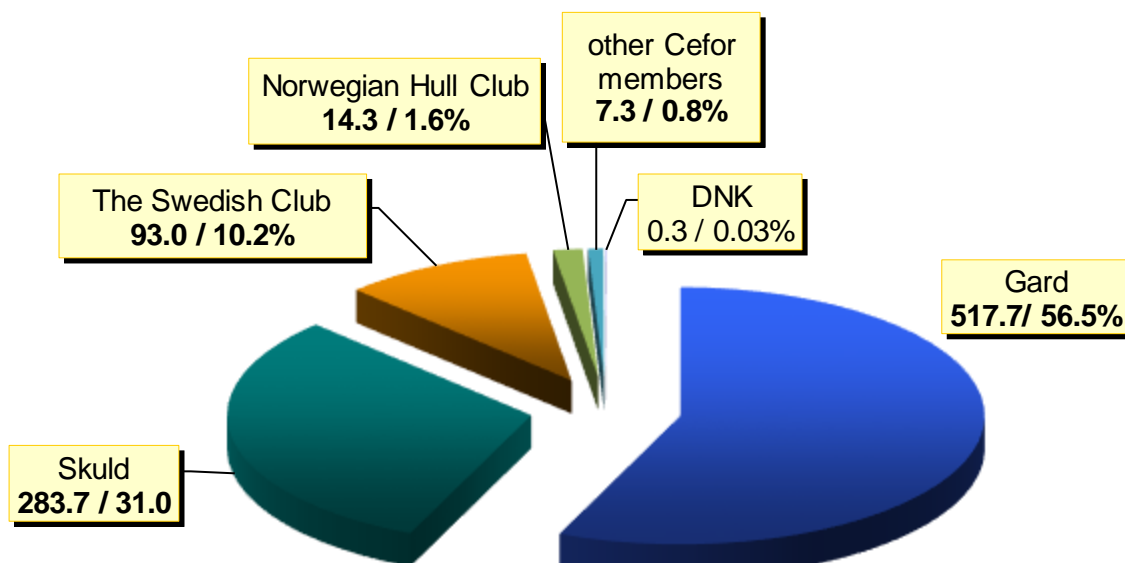
Total sum hull = 816.3 USD million (incl. DNK war risk insurance)



Cefor - Gross written premium 2019 - Offshore energy
 Total sum hull = 90.1 USD million



Cefor - Gross written premium 2019 - P&I
 Total sum P&I = 916.3 USD million



Cefor share* of world fleet

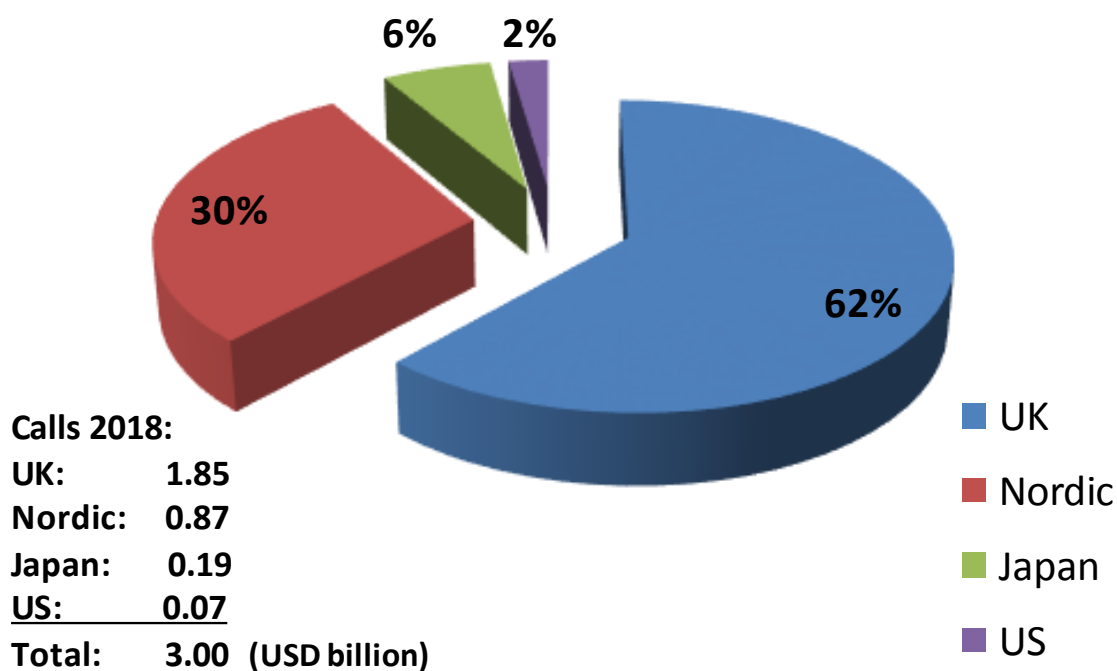
**Percentage of world merchant fleet reported by Cefor members:
(vessels with registered IMO number)**

Year of build	Gross tonnage				Grand Total
	1000-3999	4000-6999	7000-10000	>10000	
Cefor share					
2014-2019	14.3%	25.7%	18.1%	51.4%	39.9%
2009-2013	19.4%	33.4%	33.8%	52.1%	41.7%
2004-2008	22.1%	29.9%	41.3%	61.4%	45.6%
1999-2003	25.3%	26.3%	32.7%	52.1%	40.7%
1994-1998	17.5%	13.7%	16.9%	32.1%	22.4%
1989-1993	9.8%	14.2%	14.5%	32.4%	15.0%
<1989 or unknown	4.3%	4.8%	7.7%	18.3%	6.1%
World Fleet					
2014-2019	2,088	826	515	6,662	10,091
2009-2013	3,229	1,391	842	8,699	14,161
2004-2008	2,686	1,030	1,041	5,313	10,070
1999-2003	1,472	655	343	3,066	5,536
1994-1998	1,652	757	307	1,684	4,400
1989-1993	1,849	551	228	589	3,217
<1989 or unknown	8,234	1,705	561	1,348	11,848
Total Cefor share	12.8%	20.5%	27.3%	50.4%	32.0%
Total World Fleet	21,210	6,915	3,837	27,361	59,323

* Calculated as the number of vessels partly or wholly covered by Cefor members in 2018/2019, divided by the number of vessels with registered IMO number in the world fleet. World fleet numbers according to Lloyd's List Intelligence 'World Fleet Update' as of January 2020.

P&I Clubs International Group


Gross Calls 2018 (Premiums) – Operational locations



Source: Int. Group of P&I Clubs / IUMI Global Marine Insurance Report 2019 by Astrid Seltmann

Publications

Annual Report



Annual Report 2019:
Update on the Cefor market & activities and the NoMIS trends as of December 2019.

Nordic Marine Insurance Statistics




The 2019 NoMIS Reports for Ocean and Coastal Hull claims trends with breakdown by age group, size group, vessel types, insured value layers and other key figures, plus exposure curves.

Cefor maintains the Nordic Marine Insurance Statistics (NoMIS) database. Extensive hull trend statistics are available at cefor.no/statistics.

Clauses

The Nordic Marine Insurance Plan©: nordicplan.org.
Overview over all Cefor clauses: cefor.no/clauses.



Legal disclaimer: Cefor provides the material contained in this Fact Sheet for general information purposes only. Cefor accepts no responsibility and shall not be liable for any loss that may arise from reliance upon the information provided. This information is not intended for distribution to, or use by, any person or entity in any jurisdiction or country where such distribution or use would be contrary to local law or regulation.

Administration



Astrid Seltmann
Analyst/Actuary

Helle Hammer
Managing Director

Niklas Sonnenschein
Legal Counsel

Hilde Spro
Office Manager

Board of Directors 2020

Jan Limnell (Chair), Anders Hovelsrud (Deputy chair), Jan-Hugo Marthinsen, Ole Jørgen Eikanger, Tom Blix, Arne Gangdal, Jonny Gangstad, Lone Scheuer Larsen and Tord Nilsson.

Member Forums

- Cargo Forum
- Claims Forum
- Coastal and Fishing Vessels Forum
- Compliance Forum
- Offshore Energy Forum
- Plan Revision Forum
- Statistics Forum
- Technical Forum
- Underwriting Risk Forum

Address

Hansteens gate 2- Box 2550 Solli, NO-0202 Oslo, Norway

Tel: +47 23 08 65 50 – Org.no. 871 425 302

cefor@cefor.no - cefor.no