



# Cefor Facts 2018

The Nordic Association of Marine Insurers

# The Nordic Association of Marine Insurers (Cefor)

- Trade association representing marine insurers in four Nordic countries
- Cefor members insure the following risks:  
Hull and machinery (H&M), protection and indemnity (P&I), cargo, charterers' liability, offshore energy, war, legal defence, loss of hire and builders' risk
- Our objective is to further enhance the lead Nordic hull market and promote the members' common interests on key issues for the marine insurance industry

## *Mission Statement*

To serve the interests of our Nordic members by promoting quality marine insurance through

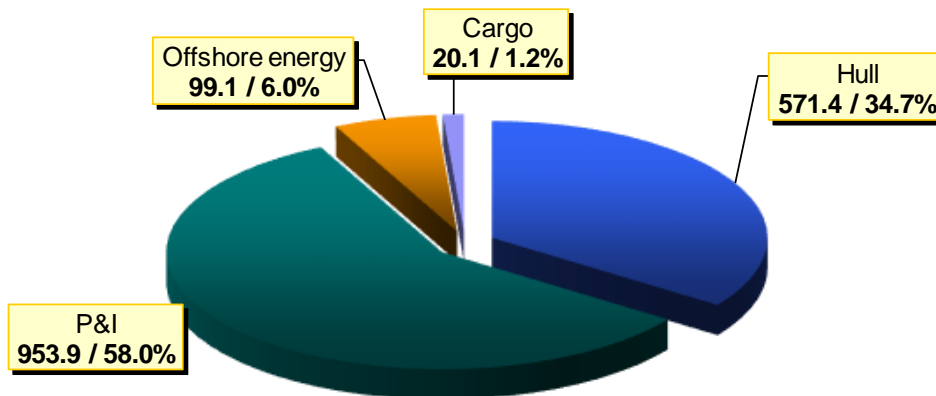
- agreed all risks insurance conditions
- comprehensive statistics
- a common public voice
- competence building

# The Cefor market

Gross written premiums 2017

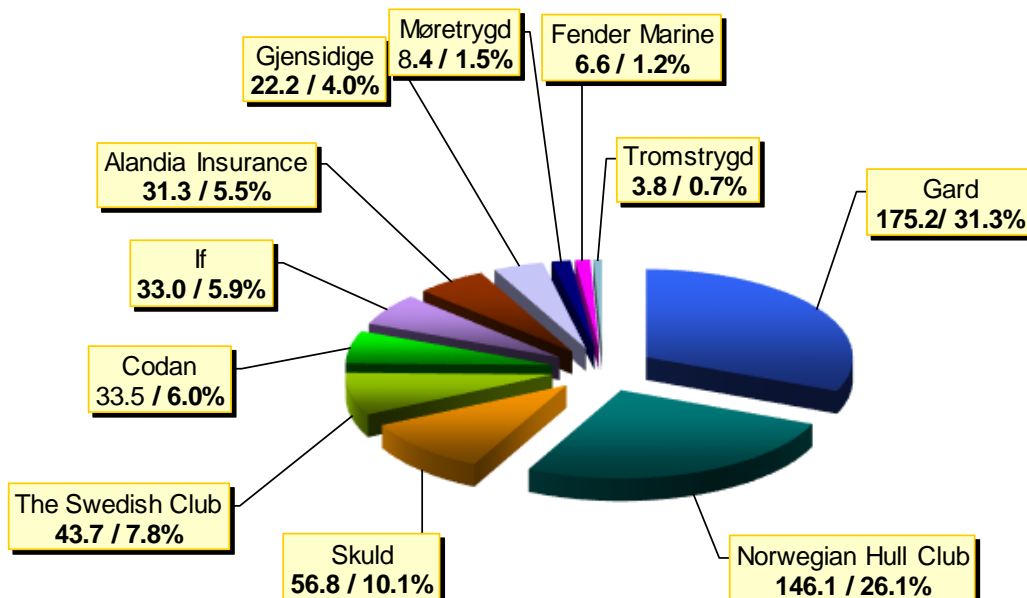
## Cefor - Gross written premium 2017 - All lines

Total sum = 1,644.5 USD million

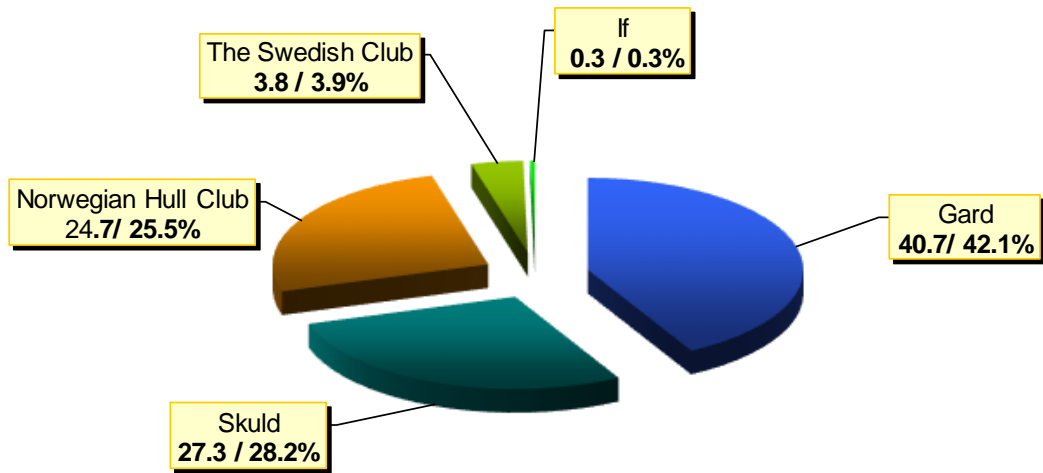


## Cefor - Gross written premium 2017 - Hull

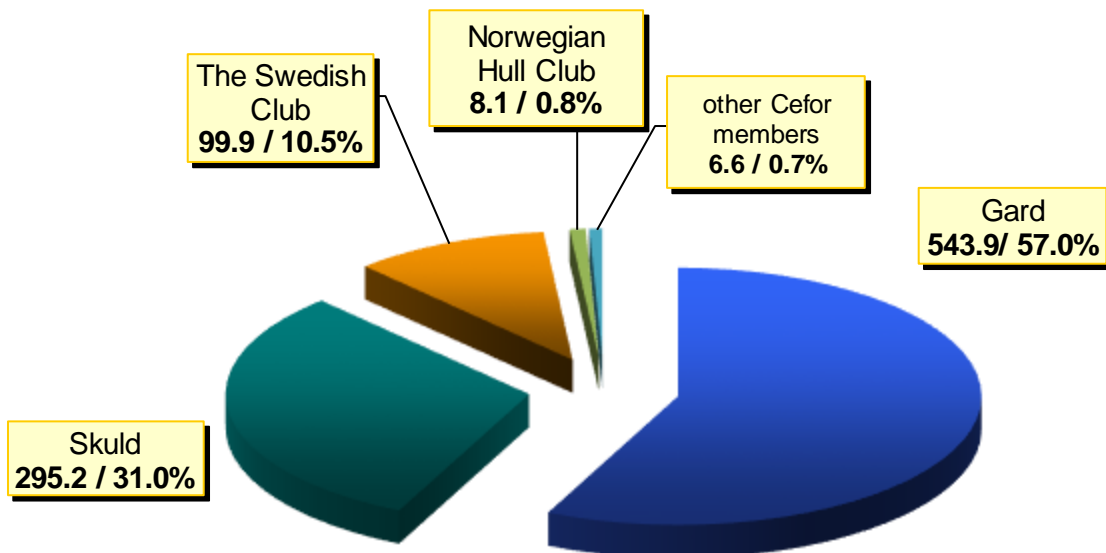
Total sum hull = 571.4 USD million



**Cefor - Gross written premium 2017 - Offshore energy**  
 Total sum hull = 99.1 USD million



**Cefor - Gross written premium 2017 - P&I**  
 Total sum P&I = 953.9 USD million



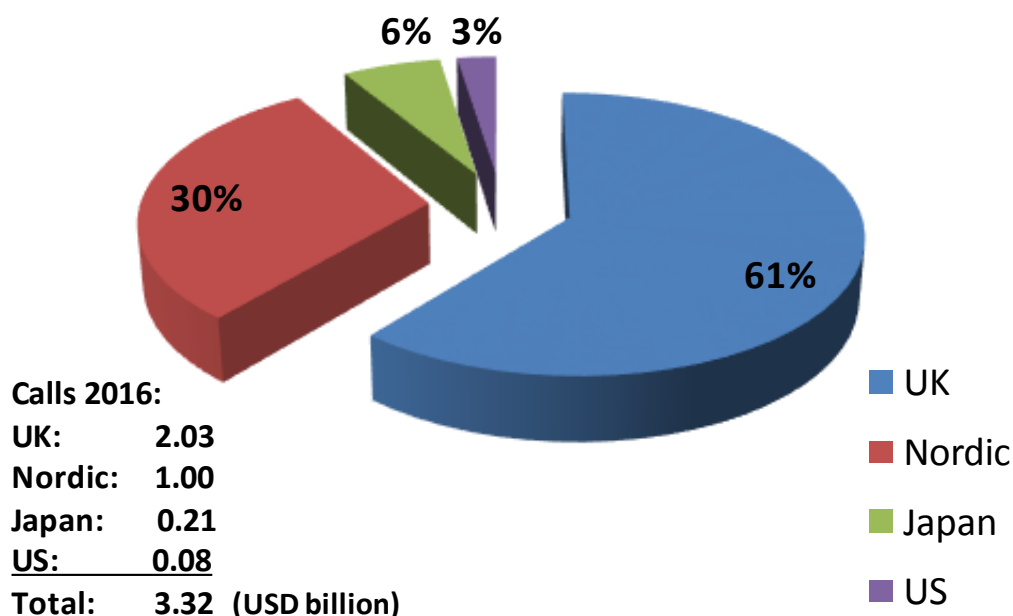
# Cefor share\* of world fleet

Year of build	Gross tonnage				Grand Total
	1000-3999	4000-6999	7000-10000	>10000	
<b>Cefor share</b>					
2012-2017	13.7%	24.0%	16.9%	45.4%	35.2%
2007-2011	13.5%	23.7%	35.4%	48.2%	34.3%
2002-2006	11.8%	19.6%	36.1%	54.6%	34.1%
1997-2001	17.7%	19.6%	25.3%	46.9%	31.8%
1992-1996	9.5%	11.1%	15.2%	30.4%	16.2%
1987-1991	6.7%	11.5%	15.1%	23.9%	10.9%
<1987 or unknown	3.9%	4.3%	6.5%	15.1%	5.3%
<b>World fleet</b>					
2012-2017	2,754	1,059	576	8,058	12,447
2007-2011	3,350	1,492	1,202	8,026	14,070
2002-2006	2,047	710	590	4,166	7,513
1997-2001	1,541	767	349	2,755	5,412
1992-1996	1,744	616	287	1,274	3,921
1987-1991	1,840	509	196	548	3,093
<1987 or unknown	7,877	1,685	549	1,371	11,482
<b>Total Cefor share</b>	<b>9.5%</b>	<b>16.1%</b>	<b>24.8%</b>	<b>45.1%</b>	<b>25.9%</b>
<b>Total World fleet</b>	<b>21,153</b>	<b>6,838</b>	<b>3,749</b>	<b>26,198</b>	<b>57,938</b>

\* 'Cefor share' = No. of vessels partly or wholly covered by Cefor members in 2016/2017, divided by the no. of vessels in the world fleet with IMO-number (World fleet as of January 2018, LLI "World Fleet Update").

## P&I Clubs International Group

Gross Calls 2016 (Premiums) – Operational locations




Source: IUMI Global Marine Insurance Report 2017, IGP&I



# Publications

## Annual Report



Annual Report 2017:  
Update on the Cefor market & activities and the NoMIS trends as of December 2017.

## Nordic Marine Insurance Statistics



The 2017 NoMIS Reports for Ocean and Coastal Hull claims trends with breakdown by age group, size group, vessel types, insured value layers, plus exposure curves and other key figures.

Cefor maintains the Nordic Marine Insurance Statistics (NoMIS) database. Extensive hull trend statistics are available at [www.cefor.no/statistics](http://www.cefor.no/statistics).

## Clauses

The Nordic Marine Insurance Plan©: [www.nordicplan.org](http://www.nordicplan.org)  
Overview over all Cefor clauses: [www.cefor.no/Clauses](http://www.cefor.no/Clauses)



*Legal disclaimer:* Cefor provides the material contained in this Fact Sheet for general information purposes only. Cefor accepts no responsibility and shall not be liable for any loss that may arise from reliance upon the information provided. This information is not intended for distribution to, or use by, any person or entity in any jurisdiction or country where such distribution or use would be contrary to local law or regulation.

## Administration



Viggo Kristensen  
*Legal Counsel*

Astrid Seltmann  
*Analyst / Actuary*

Helle Hammer  
*Managing Director*

Hilde Spro  
*Office Manager*

## Board of Directors 2018

Svein Buvik (Chair), Jan Limnell (Deputy Chair), Tom Blix, Anna Erlandsen, Arne Gangdal, Jonny Gangstad, Anders Hovelsrud, Lone Scheuer Larsen and Tord Nilsson.

## Member Forums

- Cargo Forum
- Claims Forum
- Coastal and Fishing Vessels Forum
- Offshore Energy Forum
- Plan Revision Forum
- Statistics Forum
- Technical Forum
- Underwriting Risk Forum

## Address

Hansteens gate 2- Box 2550 Solli, NO-0202 Oslo, Norway

Tel: +47 23 08 65 50 – Org.no. 871 425 302

[cefor@cefor.no](mailto:cefor@cefor.no) - [www.cefor.no](http://www.cefor.no)