



Fact Sheet 2014

Hansteens gt. 2
P.O. Box 2550 Solli
NO-0202 Oslo, Norway

Phone:
+47 23 08 65 50

E-Mail:
cefor@cefor.no

Website:
www.cefor.no

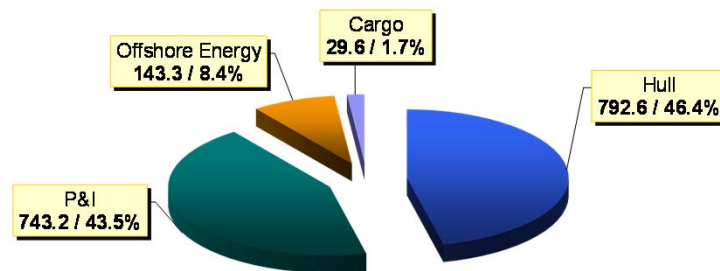
Staff:
Helle Hammer
Managing Director
Viggo Kristensen
Legal Counsel
Astrid Seltmann
Analyst, Actuary
Hilde Spro
Executive Secretary

The Nordic Association of Marine Insurers:

- Trade association for Nordic marine insurance companies
- 13 members in Nordic countries
- Cefor members insure the following risks: Hull and machinery (H&M), protection and indemnity (P&I), cargo, offshore energy, war risk, legal defence

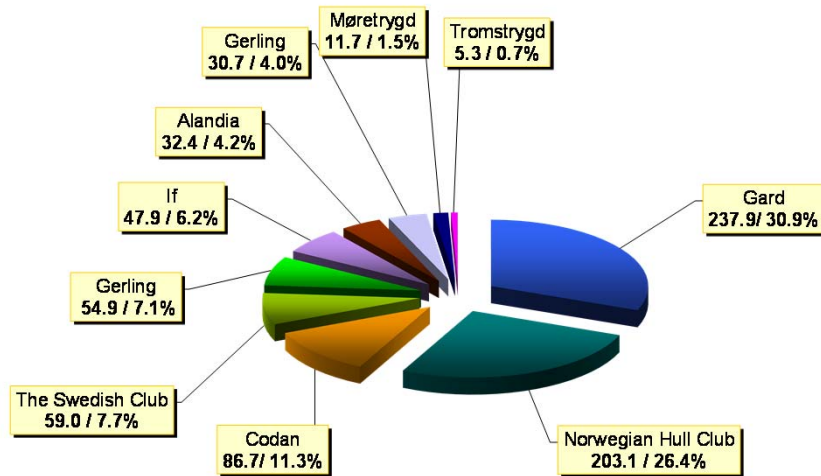
Cefor - Gross written premium 2013 - All lines

Total sum = 1,708.7 USD million



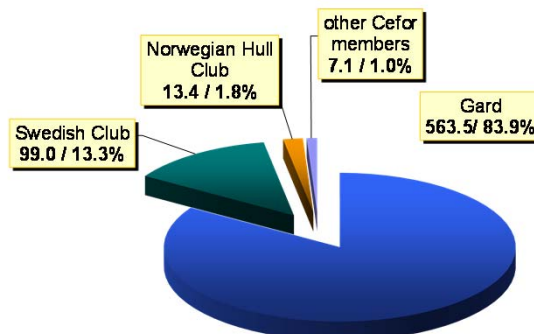
Cefor - Gross written premium 2013 - Hull

Total sum hull = 792.6 USD million



Cefor - Gross written premium 2013 - P&I

Total sum P&I = 742.7 USD million



Mission Statement:
To serve the interests of our Nordic members by promoting quality marine insurance through:

- comprehensive statistics,
- competence building,
- agreed all risks insurance conditions,
- a common public voice.

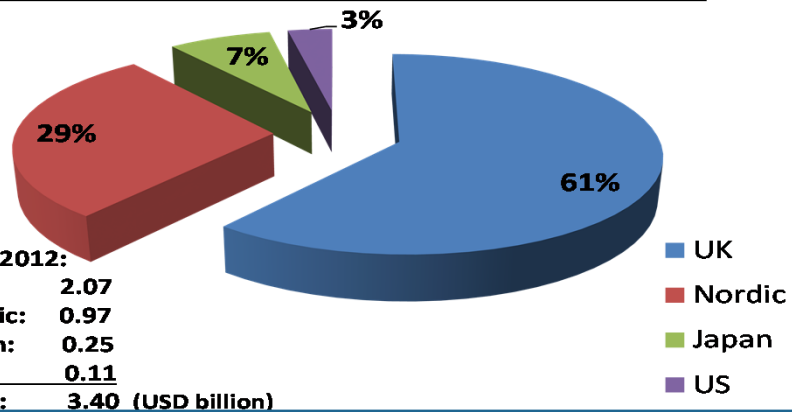


Cefor share of World Fleet – H&M insurance (IMO-number vessels)*

Verdier	Year of Build	Gross Tonnage				Grand Total
		1000-3999	4000-6999	7000-10000	>10000	
Cefor share	2008-2013	9%	22%	23%	36%	28%
	2003-2007	11%	24%	35%	45%	33%
	1998-2002	16%	25%	29%	49%	36%
	1993-1997	12%	13%	19%	38%	25%
	1988-1992	8%	11%	8%	27%	14%
	1983-1987	5%	6%	9%	16%	9%
	<1983 or (blank)	2%	3%	3%	10%	3%
World fleet	2008-2013	3491	1650	1137	9904	16182
	2003-2007	2231	843	804	4687	8565
	1998-2002	1478	717	364	3257	5816
	1993-1997	1617	717	340	2304	4978
	1988-1992	1843	591	239	1091	3764
	1983-1987	2286	618	206	1132	4242
	<1983 or (blank)	6422	1366	478	1237	9503
Total Cefor share		7%	15%	21%	37%	22%
Total World fleet		19368	6502	3568	23612	53050

* "Cefor share" = Number of vessels partly or wholly covered by Cefor members in 2012/2013, divided by the number of ships in the World Fleet with IMO-numbers (World fleet as of January 2014, LLI "World Fleet Update").

P&I Clubs International Group
Gross Calls 2012
(Premium) –
Operational location



(Source: IUMI, International Group of P&I Clubs)

Cefor maintains the **Nordic Marine Insurance Statistics database (NoMIS)**

Extensive Hull claims statistics are available here: <http://www.cefor.no/Statistics/>

The 2013 Cefor NoMIS Reports for "Ocean" & "Coastal" Hull →
(claims trends by age group, size group, vessel type, Sum Insured layers; plus exposure curves & other key figures)



Cefor Annual Report 2013, various NoMIS articles:



Visit us at www.cefor.no for more information

Legal disclaimer: Cefor provides the material contained in this Fact Sheet for general information purposes only. Cefor accepts no responsibility and shall not be liable for any loss which may arise from reliance upon the information provided. This information is not intended for distribution to, or use by, any person or entity in any jurisdiction or country where such distribution or use would be contrary to local law or regulation. With reference to Commission Regulation (EU) No 267/2010 of 24 March 2010 (EU Block Exemption), it is further stressed that the statistical data presented in this publication is non-binding in its character.