



Cefor Fact Sheet 2009

The Nordic Association of Marine Insurers

Hansteens gt. 2
P.O. Box 2550 Solli
N-0202 Oslo

Phone:

+47 23 08 65 50

Fax:

+47 22 56 10 77

E-Mail:

cefor@cefor.no

Internet:

www.cefor.no

Staff:

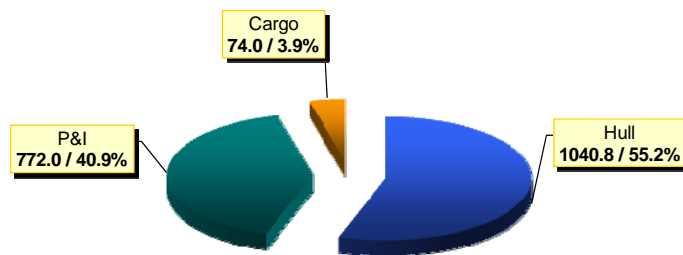
Helle Hammer
Managing Director
Viggo Kristensen
Legal Counsel
Astrid Seltmann
Analyst, Actuary
Hilde Spro
Executive Secretary

Cefor =

- Trade association for Nordic marine insurance companies
- 15 members in Nordic countries
- Cefor members insure the following risks: Hull and machinery (H&M), protection and indemnity (P&I), cargo, energy/offshore, war risk, legal defence

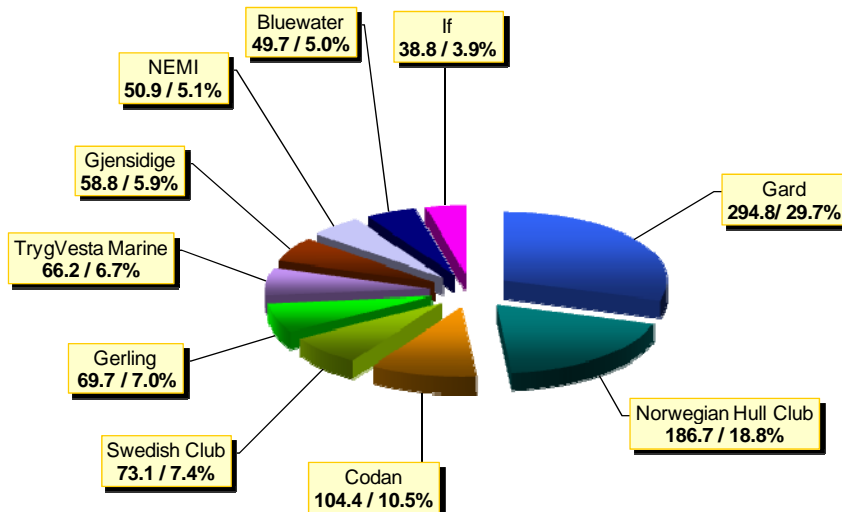
Cefor - Gross written premium (USDm) 2008

Total sum = 1,886.8 USDm

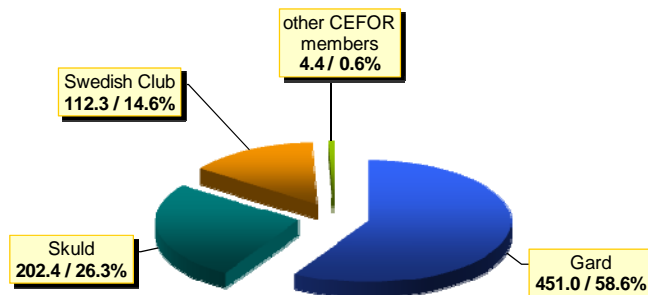


Energy figures are not reported in 2008.

Cefor - Gross written premium (USDm), Hull, 2008




Cefor - Gross written premium (USDm), P&I, 2008



Mission Statement:
Secure the interest of our Nordic members by promoting quality marine insurance.

- Core Activities:**
- Develop and maintain competitive Nordic insurance conditions
 - Statistics
 - Framework conditions for the Marine Insurance Industry
 - Education

Download an introduction to **The Norwegian Marine Insurance Plan:**



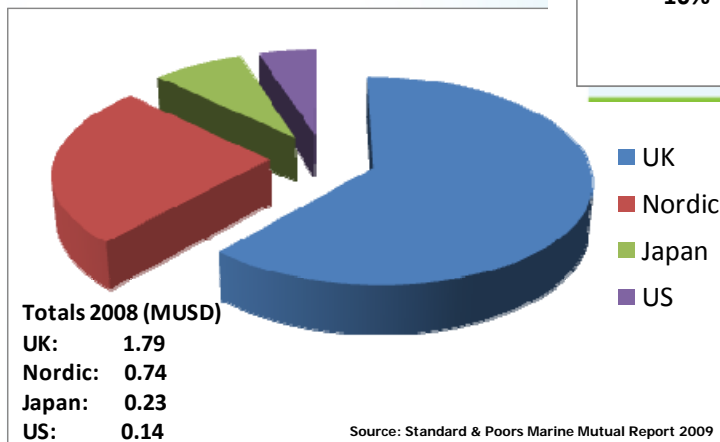
from www.cefor.no

Global Hull Premium by markets

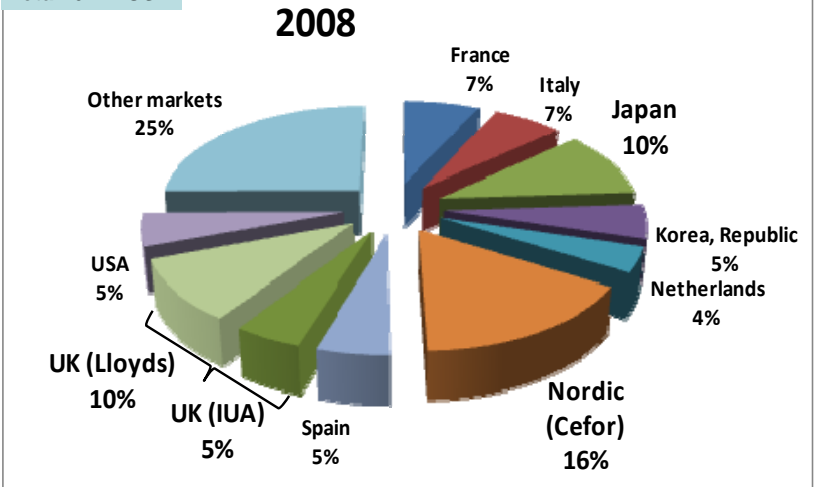


Cefor in a Global context , 2008:

MARINE MUTUAL MARKET P&I Clubs in International Group Gross Calls 2008 (Premium) – Operational



Total: 6.1 MUSD



Cefor maintains the **Nordic Marine Insurance Statistics database (NoMIS)**

Extensive Hull claims statistics are available here:

http://www.cefor.no/news/CEFOR%20%20Annual%20Report/Cefor%20Annual%20Report%202008_for%20web.pdf

<http://www.cefor.no/statistics/documents/2008%20CEFOR%20The%20NoMIS%20report.pdf>



← Cefor Annual Report 2008, p.10-16

The 2008 Cefor NoMIS Report →
(claims by age group, size group, vessel type,...)

The 2008 CEFOR NoMIS Report

Nordic Marine Insurance Statistics
Underwriting Years 1995-2008, as of 31 December 2008

This report is on underwriting year basis
(i.e. portfolio and claims data is allocated to the year the insurance policy attaches to).

All figures are as reported by 31 December 2008.
(i.e. without "BNR" loading for claims not yet registered or incurred by this date)

Included are only vessels with a registered IMO-nr.
(i.e. not small coastal tonnage)

Visit us at www.cefor.no for more information

Via the **Main menu** on the left-hand side you have access to information on:

Cefor and Cefor members, Insurance conditions, CEFOR and IUMI Statistics, the Cefor Academy and other related marine insurance data.

Legal disclaimer: Cefor provides the material contained in this Fact Sheet for general information purposes only. Cefor accepts no responsibility and shall not be liable for any loss which may arise from reliance upon the information provided. This information is not intended for distribution to, or use by, any person or entity in any jurisdiction or country where such distribution or use would be contrary to local law or regulation.