



# CEFOR Fact Sheet 2008

Hansteens gt. 2  
P.O. Box 2550 Solli  
N-0202 Oslo

**Phone:**

+47 23 08 65 50

**Fax:**

+47 22 56 10 77

**E-Mail:**

cefor@cefor.no

Internet:

[www.cefor.no](http://www.cefor.no)

**Staff:**

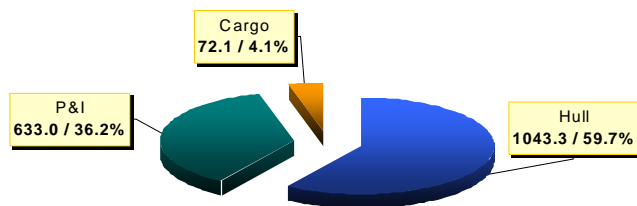
Helle Hammer  
*Managing Director*  
Viggo Kristensen  
*Legal Counsel*  
Astrid Seltmann  
*Analyst, Actuary*  
Hilde Spro  
*Executive Secretary*

**CEFOR =**

- Trade association for Nordic marine insurance companies
- 14 members in Nordic countries
- CEFOR members insure the following risks: Hull and machinery (H&M), protection and indemnity (P&I), cargo, energy/offshore, war risk, legal defence

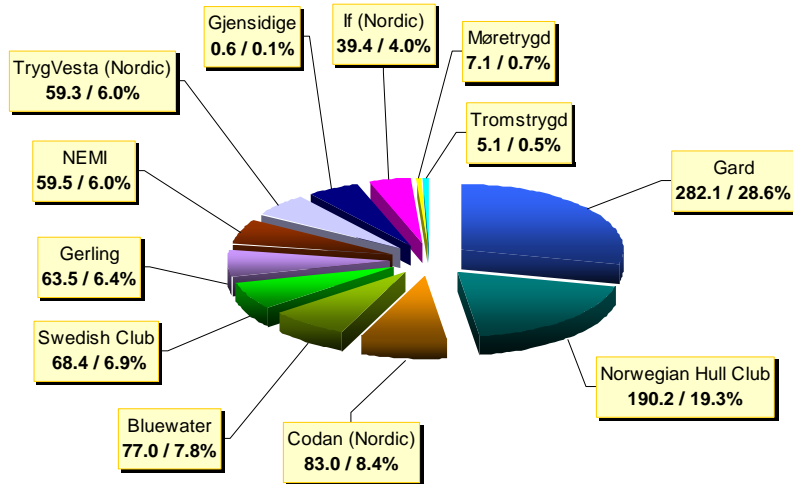
**CEFOR - Gross written premium (USDm) 2007**

Total sum = 1,748.4 USDm

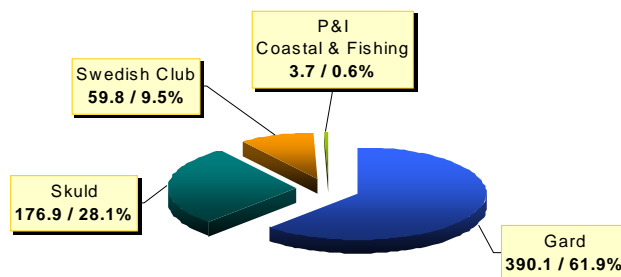


Energy figures are not reported in 2007.

**CEFOR - Gross written premium (USDm), Hull, 2007**



**CEFOR - Gross written premium (USDm), P&I, 2007**



**Mission Statement:**  
Secure the interest of our Nordic members by promoting quality marine insurance.

**Core Activities:**

- Develop and maintain competitive Nordic insurance conditions
  - Statistics
- Framework conditions for the Marine Insurance Industry
  - Education

Download an introduction to **The Norwegian Marine Insurance Plan:**

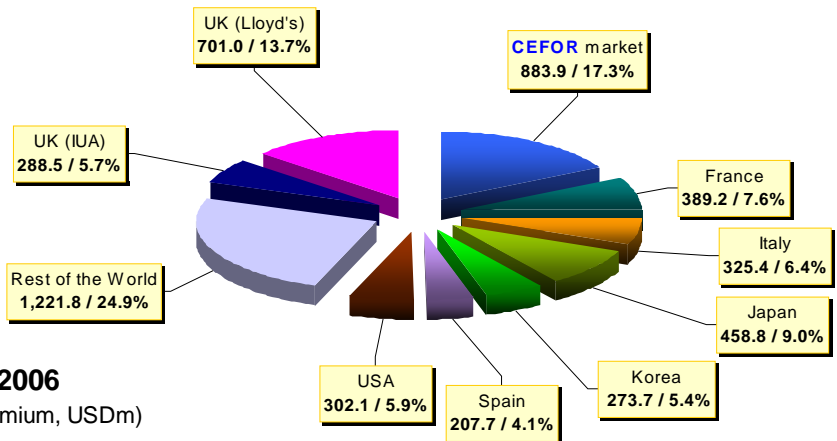


from [www.cefor.no](http://www.cefor.no)

CEFOR in a Global context:

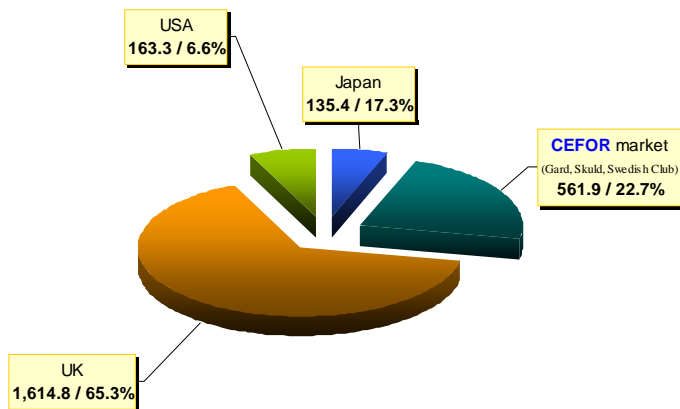
### Global Marine Hull Premium USDm, 2006

Source: IUMI 2007 Global Marine Insurance Report

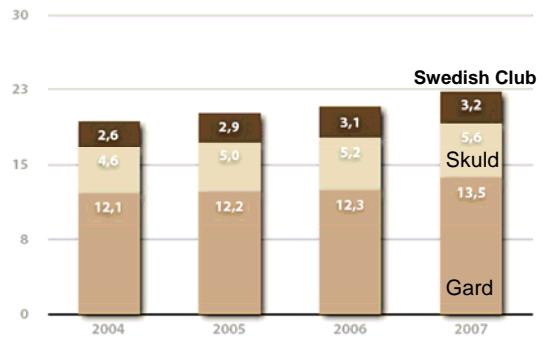


### Global P&I Premium 2006

International Group, Gross Calls (Premium, USDm)



### Development in Market Shares world wide for the Scandinavian P&I Clubs



Source: Miller Tonnage Report

## CEFOR maintains the Nordic Marine Insurance Statistics database (NoMIS)

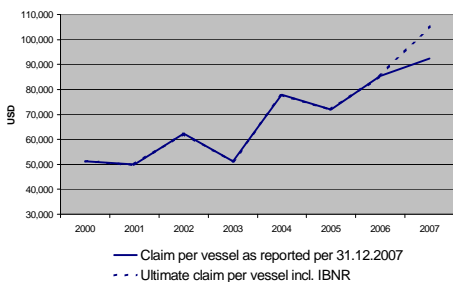
Extensive Hull claims statistics are available here:

[http://www.cefor.no/news/CEFOR%20Annual%20Report/CEFOR\\_AnnualReport2007.pdf](http://www.cefor.no/news/CEFOR%20Annual%20Report/CEFOR_AnnualReport2007.pdf)

<http://www.cefor.no/statistics/documents/2007%20CEFOR%20The%20NoMIS%20report.ppt>

<http://www.cefor.no/statistics/documents/2007%20CEFOR%20Hull%20Claim%20Trends.pdf>

### Claim per vessel, by date of loss

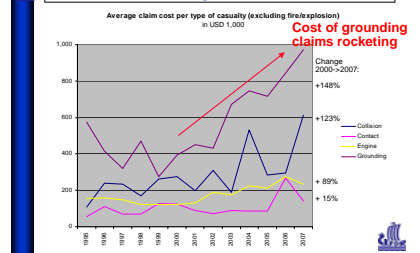


CEFOR Annual Report 2007, p.18-25



The 2007 CEFOR NoMIS Report  
(claims by age group, size group, vessel type,...)

### 3.b. Cost per claim by type of claim – Nautical & Engine, by underwriting year



2007 CEFOR Hull Claim Trends

Visit us at [www.cefor.no](http://www.cefor.no) for more information

Members: <http://www.cefor.no/Members.htm>

Insurance conditions: <http://www.norwegianplan.no/>  
[http://www.cefor.no/insurance\\_cond/InsuranceCond.htm](http://www.cefor.no/insurance_cond/InsuranceCond.htm)

Statistics: <http://www.cefor.no/statistics/statistics.htm>

Education: <http://www.cefor.no/Courses/courses.htm>

**Legal disclaimer:** CEFOR provides the material contained in this Fact Sheet for general information purposes only. CEFOR accepts no responsibility and shall not be liable for any loss which may arise from reliance upon the information provided. This information is not intended for distribution to, or use by, any person or entity in any jurisdiction or country where such distribution or use would be contrary to local law or regulation.