



# CEFOR FACTS 2023

*The Nordic Association of Marine Insurers*



# The Nordic Association of Marine Insurers (Cefor)

- Trade association representing marine insurers in four Nordic countries
- Cefor members insure the following risks:  
Hull and machinery (H&M), protection and indemnity (P&I), cargo, charterers' liability, offshore energy, war, legal defence, loss of hire, builders' risk, ship repairers' liability and mortgagee interest
- Our objective is to further enhance the lead Nordic marine insurance market, promote our members' common interests on key issues for the marine insurance industry, and contribute to a sustainable ocean industry

## *Mission Statement*

To serve the interests of our Nordic members by promoting quality marine insurance and knowledge sharing through

- agreed all risks insurance conditions
- comprehensive statistics
- a common public voice
- competence building

## *Sustainability*

Three main roles of Cefor:

- Influencing
- Facilitation
- Knowledge sharing

Supporting:

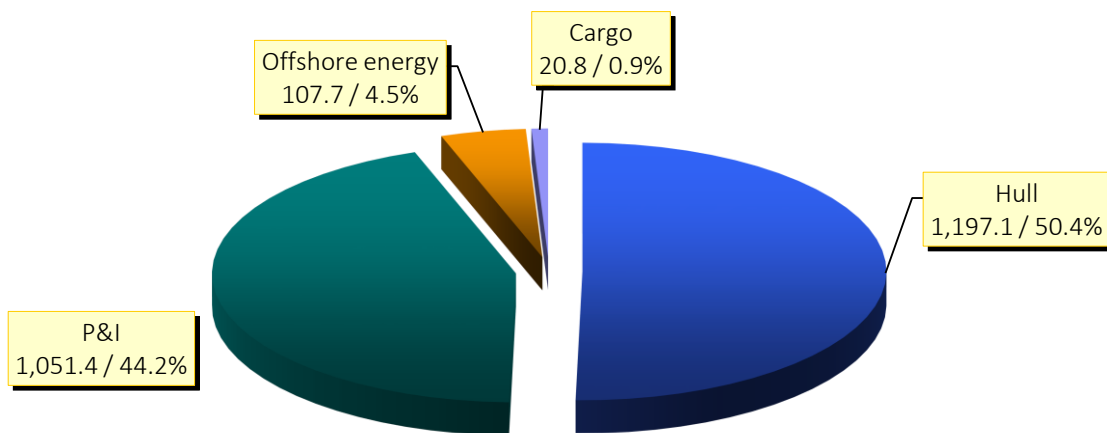
- Poseidon Principles for Marine Insurance
- Getting to Zero Coalition
- Principles for Sustainable Insurance

# The Cefor market

Gross written premiums 2022

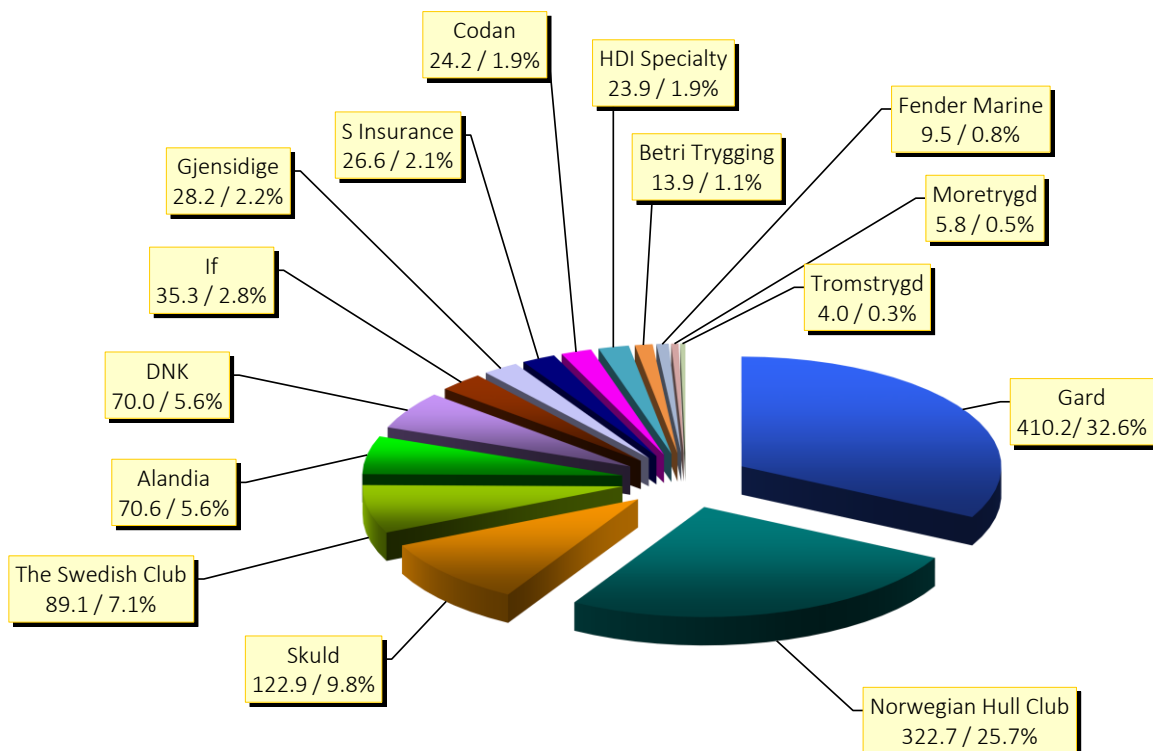
## Cefor - Gross written premium 2022 - All lines

Total sum = USD 2,495.5 million



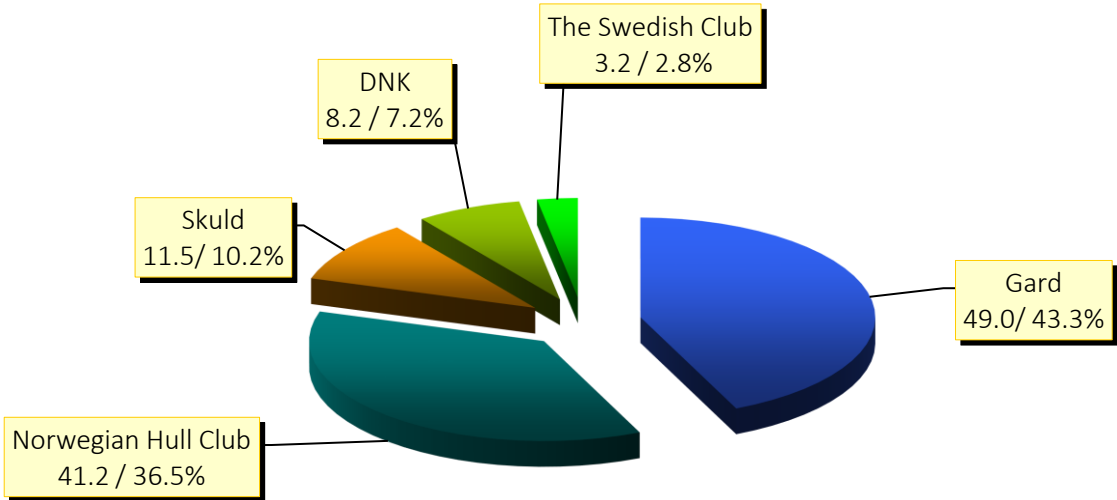
## Cefor - Gross written premium 2022 - Hull

Total sum hull = USD 1,256.8 million



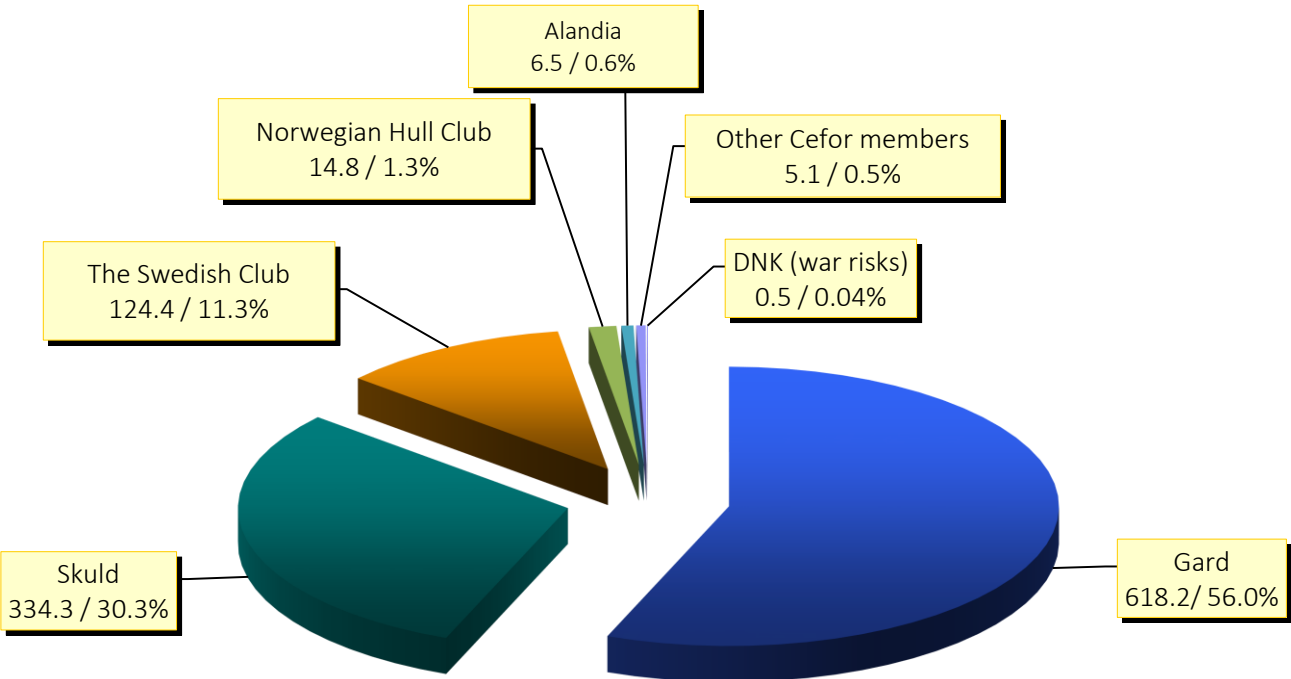
# Cefor - Gross written premium 2022 - Offshore energy

Total sum hull = USD 113.1 million



# Cefor - Gross written premium 2022 - P&I

Total sum P&I = USD 1,103.8 million



# Cefor share\* of world fleet

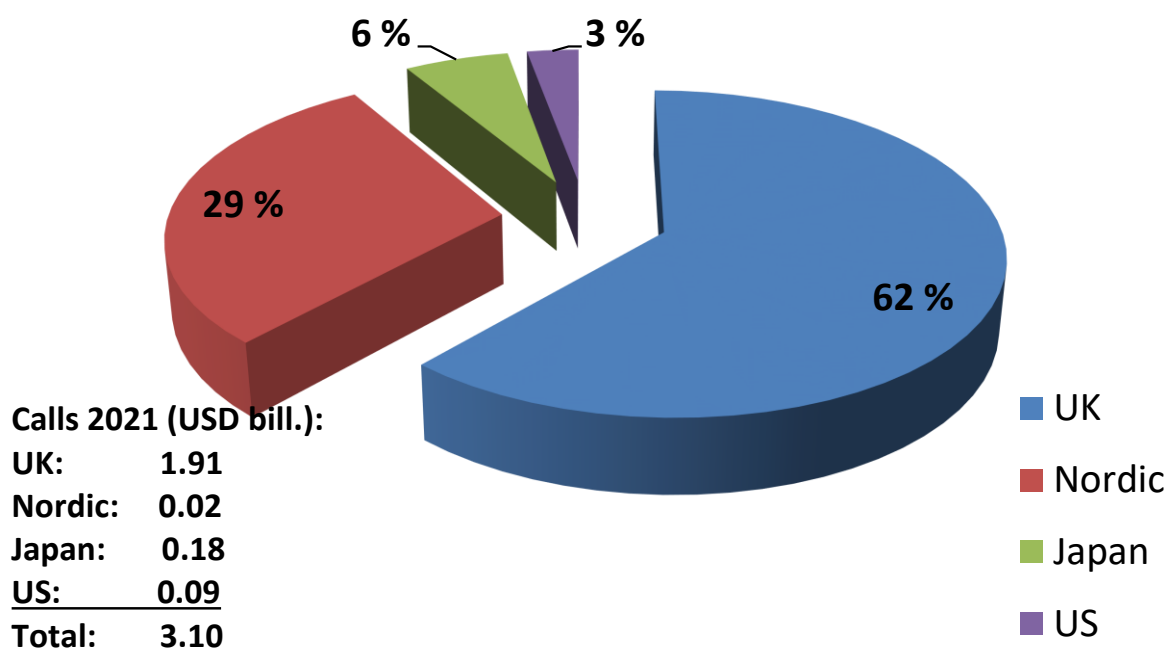
**Percentage of world merchant fleet reported by Cefor members:  
(vessels with registered IMO number)**

Year of build	Gross tonnage		Grand Total
	1,000-20,000	>20,000	
<b>Average of Cefor</b>			
2017-2022	22.0 %	45.7 %	35.4 %
2012-2016	27.3 %	55.5 %	42.3 %
2007-2011	31.0 %	61.0 %	43.0 %
2002-2006	26.5 %	62.6 %	40.1 %
1997-2001	24.9 %	38.6 %	28.9 %
1992-1996	12.2 %	21.2 %	13.3 %
<1992 or unknown	4.7 %	15.1 %	5.1 %
<b>Total World Fleet</b>			
2017-2022	3,476	4,896	8,372
2012-2016	5,014	6,137	11,151
2007-2011	7,659	6,455	14,114
2002-2006	4,048	3,391	7,439
1997-2001	3,300	1,610	4,910
1992-1996	2,880	499	3,379
<1992 or unknown	12,300	665	12,965
<b>Total Average of Cefor</b>	<b>19.2 %</b>	<b>53.0 %</b>	<b>30.7 %</b>
<b>Total Total World Fleet</b>	<b>38,677</b>	<b>23,653</b>	<b>62,330</b>

\* Calculated as the number of vessels partly or wholly covered by Cefor members in 2020-2022, divided by the number of vessels with registered IMO number in the world fleet. World fleet numbers according to Lloyds List Intelligence 'World Fleet Update' as of January 2023.

## P&I Clubs International Group

Gross Calls 2021 (Premiums) – Operational locations



Source: Int. Group of P&I Clubs / IUMI Global Marine Insurance Report 2022 by Astrid Seltmann


# Publications

## Annual Report



Annual Report 2022:  
Update on the Cefor market & activities, sustainability report and the NoMIS trends as of December 2021.

## Nordic Marine Insurance Statistics



The 2022 NoMIS Reports for Ocean and Coastal Hull claims trends with breakdown by age group, size group, vessel types, insured value layers and other key figures.

Cefor maintains the Nordic Marine Insurance Statistics (NoMIS) database. Extensive hull trend statistics are available at <https://cefor.no/statistics/>.


## Clauses

The Nordic Marine Insurance Plan©:

<https://nordicplan.org>

Overview over all Cefor clauses:

<https://cefor.no/clauses/>



*Legal disclaimer:* Cefor provides the material contained in this Fact Sheet for general information purposes only. Cefor accepts no responsibility and shall not be liable for any loss that may arise from reliance upon the information provided. This information is not intended for distribution to, or use by, any person or entity in any jurisdiction or country where such distribution or use would be contrary to local law or regulation.



## Administration



Astrid Seltmann  
*Analyst/Actuary*

Helle Hammer  
*Managing Director*

Oleksandra Leginevych  
*Legal Counsel*

Hilde Spro  
*Office Manager*

## Board of Directors 2023

Anders Hovelsrud (Chair), Tord Nilsson (Deputy chair), Lone Scheuer Larsen, Mathias Brunnsberg, Arne Gangdal, Jonny Gangstad, Anne Systad, Audun Pettersen and Bjørn Skaar.

## Member Forums

- Cargo Forum
- Claims Forum
- Coastal and Fishing Vessels Forum
- Compliance Forum
- Offshore Energy Forum
- Plan Revision Forum
- Statistics Forum
- Sustainability Forum
- Technical Forum

## Contact information

Hansteens gate 2- Box 2550 Solli, NO-0202 Oslo, Norway

Tel: +47 23 08 65 50 – Org.no. 871 425 302

[cefor@cefor.no](mailto:cefor@cefor.no) - <https://cefor.no>