



Cefor Facts 2022

The Nordic Association of Marine Insurers



The Nordic Association of Marine Insurers (Cefor)

- Trade association representing marine insurers in four Nordic countries
- Cefor members insure the following risks:
Hull and machinery (H&M), protection and indemnity (P&I), cargo, charterers' liability, offshore energy, war, legal defence, loss of hire, builders' risk, ship repairers' liability and mortgagee interest
- Our objective is to further enhance the lead Nordic marine insurance market, promote our members' common interests on key issues for the marine insurance industry, and contribute to a sustainable ocean industry

Mission Statement

To serve the interests of our Nordic members by promoting quality marine insurance and knowledge sharing through

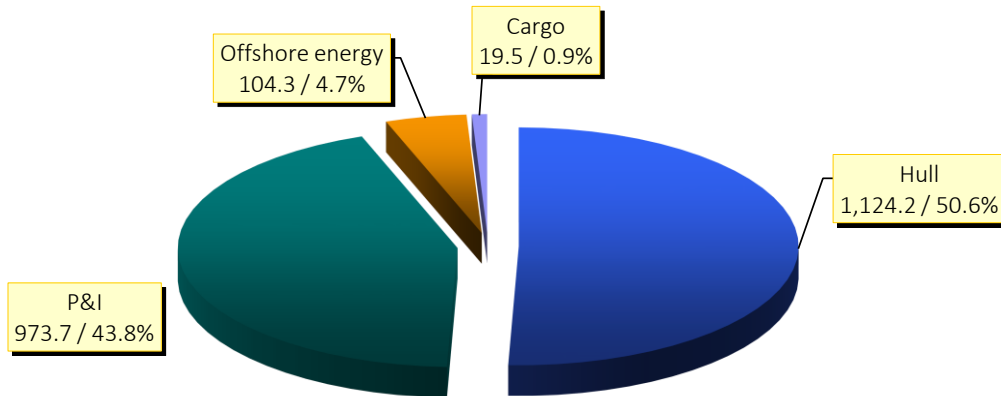
- agreed all risks insurance conditions
- comprehensive statistics
- a common public voice
- competence building

The Cefor market

Gross written premiums 2021

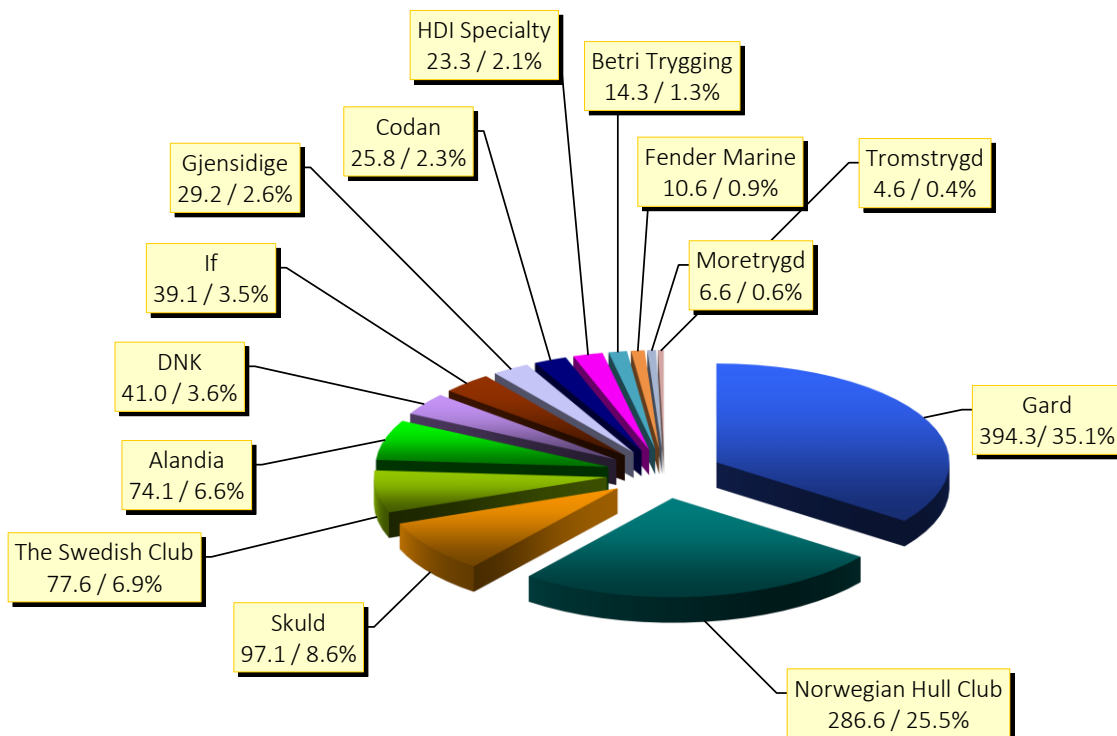
Cefor - Gross written premium 2021 - All lines

Total sum = USD 2,221.7 million



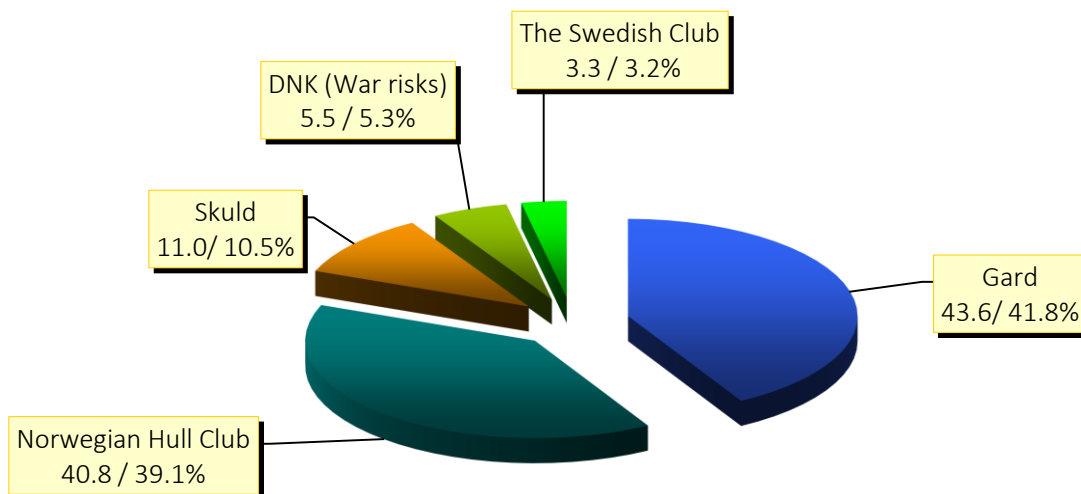
Cefor - Gross written premium 2021 - Hull

Total sum hull = USD 1,124.2 million



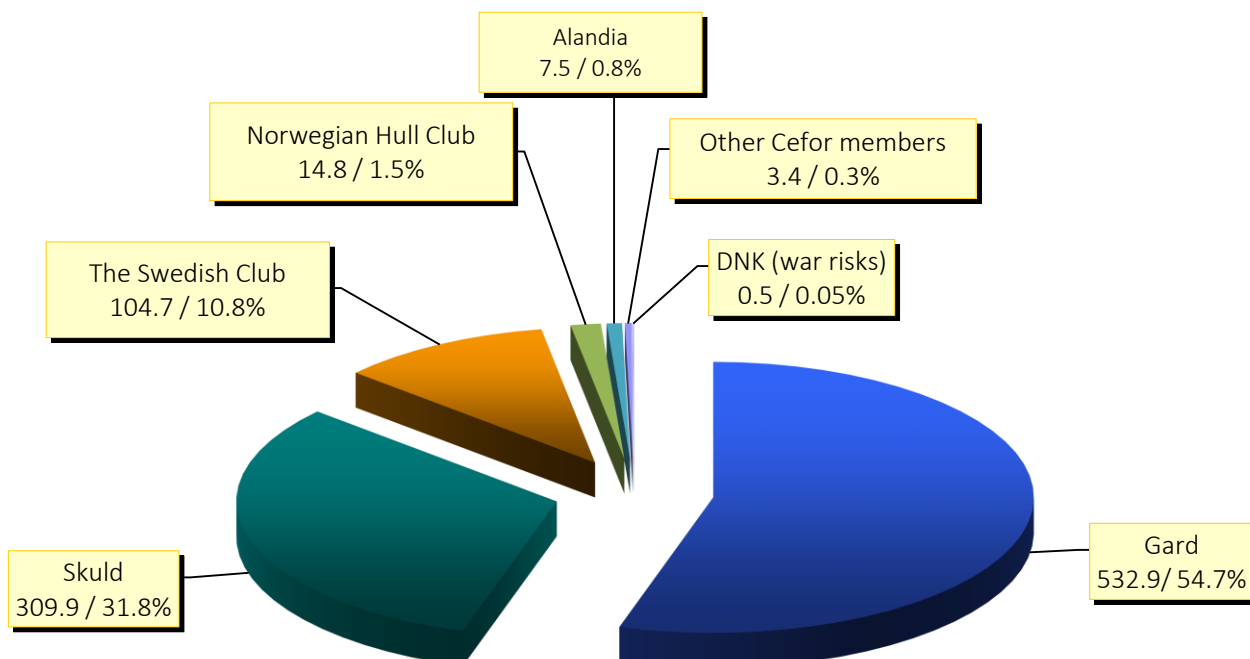
Cefor - Gross written premium 2021 - Offshore energy

Total sum hull = USD 104.3 million



Cefor - Gross written premium 2021 - P&I

Total sum P&I = USD 973.7 million



Cefor share* of world fleet

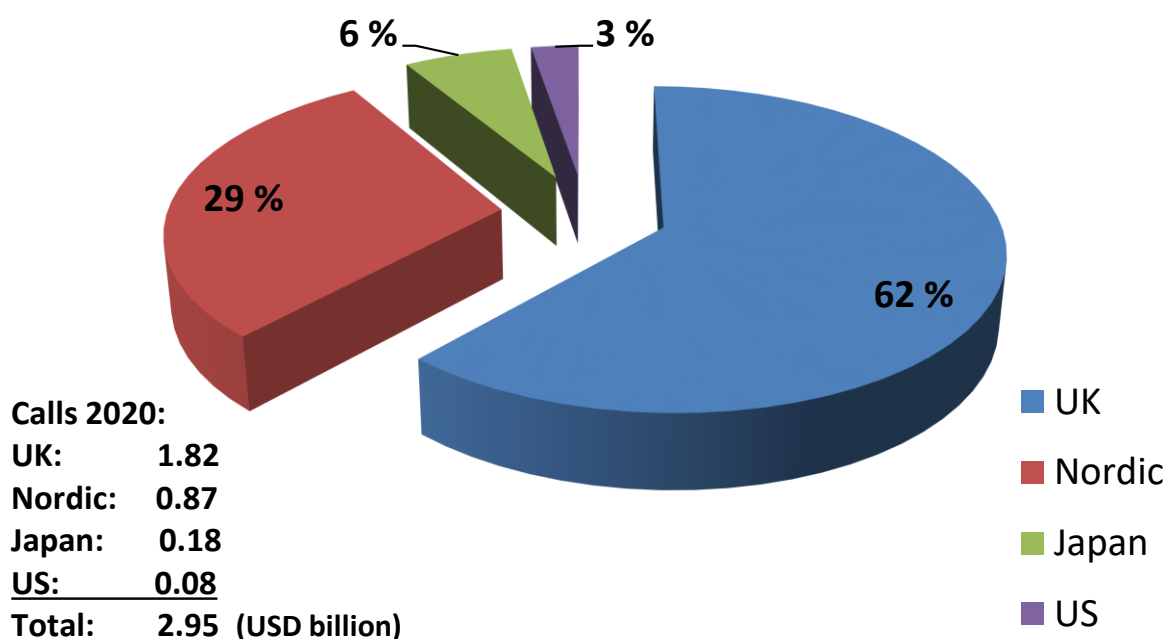
**Percentage of world merchant fleet reported by Cefor members:
(vessels with registered IMO number)**

Year of build	Gross tonnage				Grand Total
	1000-3999	4000-6999	7000-10000	>10000	
Cefor share					
2016-2021	20.2 %	23.5 %	24.3 %	46.6 %	38.8 %
2011-2015	25.9 %	33.6 %	30.4 %	51.4 %	42.9 %
2006-2010	30.8 %	38.2 %	45.7 %	60.0 %	48.8 %
2001-2005	28.6 %	31.7 %	38.1 %	54.6 %	44.3 %
1996-2000	24.0 %	22.5 %	22.4 %	31.6 %	26.9 %
1991-1995	12.2 %	12.0 %	17.2 %	20.0 %	14.3 %
<1991 or (blank)	4.1 %	5.4 %	6.8 %	10.8 %	5.2 %
World Fleet					
2016-2021	1,533	727	515	6,008	8,783
2011-2015	2,845	1,128	570	7,737	12,280
2006-2010	3,320	1,404	1,253	7,043	13,020
2001-2005	1,761	625	415	3,679	6,480
1996-2000	1,597	792	330	2,038	4,757
1991-1995	1,760	516	238	704	3,218
<1991 or (blank)	8,554	1,826	618	1,346	12,344
Total Cefor share	16.5 %	23.1 %	30.1 %	48.9 %	33.3 %
Total World Fleet	21,370	7,018	3,939	28,555	60,882

* Calculated as the number of vessels partly or wholly covered by Cefor members in 2020/2021, divided by the number of vessels with registered IMO number in the world fleet. World fleet numbers according to Lloyds List Intelligence 'World Fleet Update' as of January 2022.

P&I Clubs International Group

Gross Calls 2020 (Premiums) – Operational locations



Source: Int. Group of P&I Clubs / IUMI Global Marine Insurance Report 2021 by Astrid Seltmann

Publications

Annual Report



Annual Report 2021:
Update on the Cefor market & activities and the NoMIS trends as of December 2021.

Nordic Marine Insurance Statistics



The 2021 NoMIS Reports for Ocean and Coastal Hull claims trends with breakdown by age group, size group, vessel types, insured value layers and other key figures, plus exposure curves.


Cefor maintains the Nordic Marine Insurance Statistics (NoMIS) database. Extensive hull trend statistics are available at <https://cefor.no/statistics/>.

Clauses

The Nordic Marine Insurance Plan©:

<https://nordicplan.org>

Overview over all Cefor clauses: <https://cefor.no/clauses/>



Legal disclaimer: Cefor provides the material contained in this Fact Sheet for general information purposes only. Cefor accepts no responsibility and shall not be liable for any loss that may arise from reliance upon the information provided. This information is not intended for distribution to, or use by, any person or entity in any jurisdiction or country where such distribution or use would be contrary to local law or regulation.

Administration



Astrid Seltmann
Analyst/Actuary

Helle Hammer
Managing Director

N.N.
Legal Counsel

Hilde Spro
Office Manager

Board of Directors 2022

Anders Hovelsrud (Chair), Tord Nilsson (Deputy chair), Lone Scheuer Larsen, Mathias Brunnsberg, Arne Gangdal, Jonny Gangstad, Anne Systad, Audun Pettersen and Bjørn Skaar.

Member Forums

- Cargo Forum
- Claims Forum
- Coastal and Fishing Vessels Forum
- Compliance Forum
- Offshore Energy Forum
- Plan Revision Forum
- Statistics Forum
- Technical Forum
- Underwriting Risk Forum

Contact information

Hansteens gate 2- Box 2550 Solli, NO-0202 Oslo, Norway

Tel: +47 23 08 65 50 – Org.no. 871 425 302

cefor@cefor.no - <https://cefor.no>