



Cefor Facts 2021

The Nordic Association of Marine Insurers



The Nordic Association of Marine Insurers (Cefor)

- Trade association representing marine insurers in four Nordic countries
- Cefor members insure the following risks:
Hull and machinery (H&M), protection and indemnity (P&I), cargo, charterers' liability, offshore energy, war, legal defence, loss of hire, builders' risk, ship repairers' liability and mortgagee interest
- Our objective is to further enhance the lead Nordic marine insurance market, promote our members' common interests on key issues for the marine insurance industry, and contribute to a sustainable ocean industry

Mission Statement

To serve the interests of our Nordic members by promoting quality marine insurance and knowledge sharing through

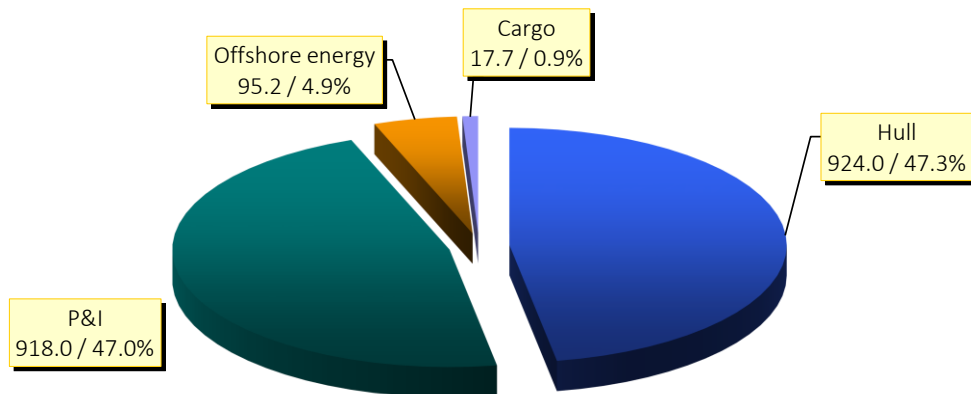
- agreed all risks insurance conditions
- comprehensive statistics
- a common public voice
- competence building

The Cefor market

Gross written premiums 2020

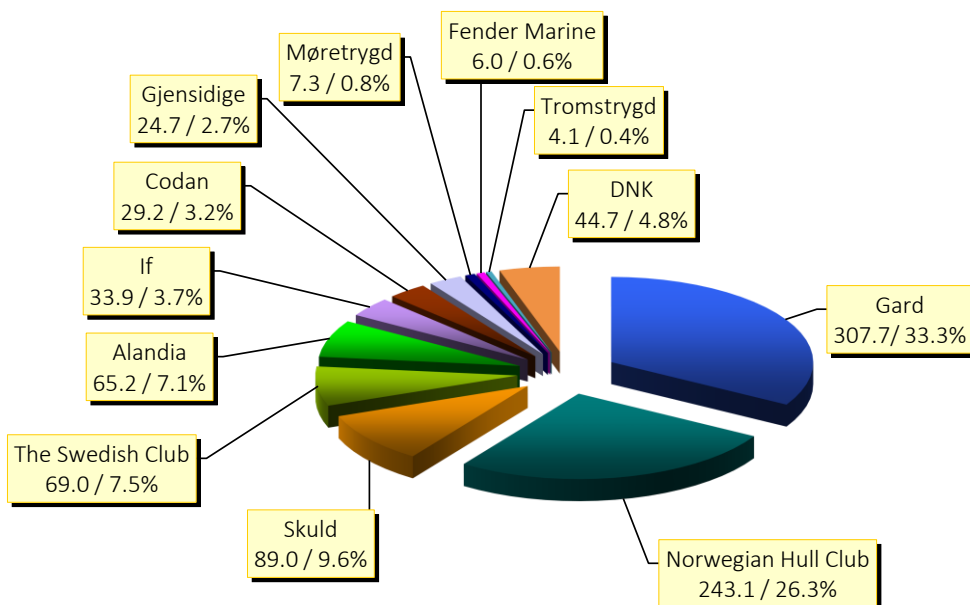
Cefor - Gross written premium 2020 - All lines

Total sum = 1,955.0 USD million



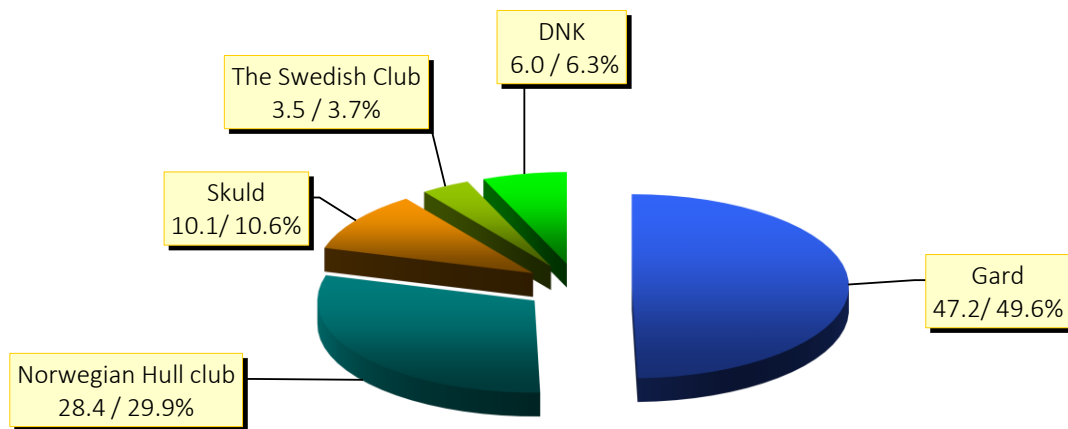
Cefor - Gross written premium 2020 - Hull

Total sum hull = 924.0 USD million



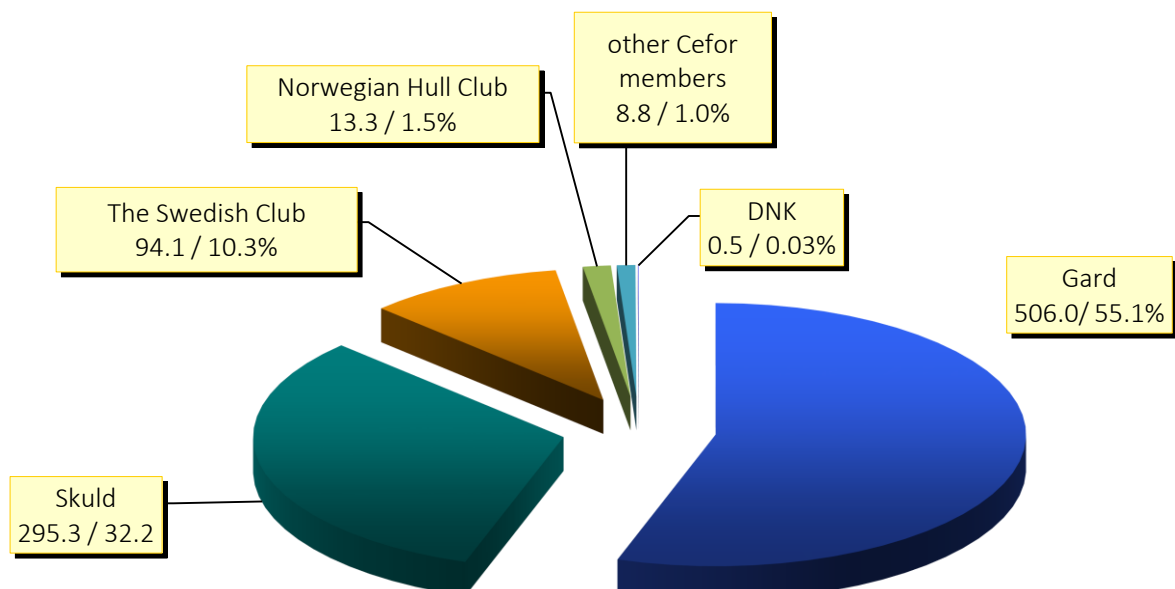
Cefor - Gross written premium 2020 - Offshore energy

Total sum hull = 95.2 USD million



Cefor - Gross written premium 2020 - P&I

Total sum P&I = 918.0 USD million



Cefor share* of world fleet

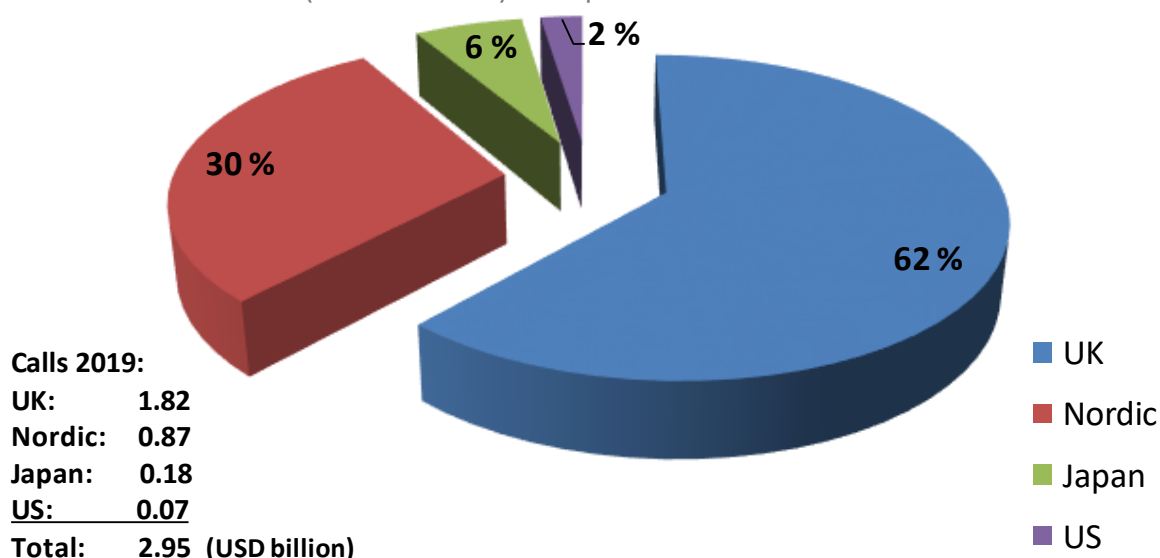
**Percentage of world merchant fleet reported by Cefor members:
(vessels with registered IMO number)**

| Year of build | Gross tonnage | | | | Grand Total |
|--------------------------|---------------|--------------|--------------|---------------|---------------|
| | 1000-3999 | 4000-6999 | 7000-10000 | >10000 | |
| Cefor share | | | | | |
| 2015-2020 | 22.5% | 26.5% | 27.0% | 48.6% | 40.8% |
| 2010-2014 | 28.3% | 36.4% | 36.1% | 50.6% | 43.4% |
| 2005-2009 | 32.6% | 39.3% | 48.7% | 61.8% | 50.3% |
| 2000-2004 | 31.8% | 33.1% | 33.7% | 53.7% | 44.5% |
| 1995-1999 | 22.0% | 19.6% | 21.0% | 28.3% | 24.1% |
| 1990-1994 | 12.3% | 12.1% | 18.5% | 20.3% | 14.2% |
| <1990 or unknown | 4.8% | 5.2% | 6.1% | 10.2% | 5.5% |
| World Fleet | | | | | |
| 2015-2020 | 1,756 | 735 | 512 | 6,440 | 9,443 |
| 2010-2014 | 3,040 | 1,251 | 710 | 8,316 | 13,317 |
| 2005-2009 | 3,076 | 1,244 | 1,159 | 6,067 | 11,546 |
| 2000-2004 | 1,551 | 622 | 344 | 3,317 | 5,834 |
| 1995-1999 | 1,642 | 805 | 338 | 1,872 | 4,657 |
| 1990-1994 | 1,811 | 546 | 233 | 597 | 3,187 |
| <1990 or unknown | 8,459 | 1,774 | 590 | 1,330 | 12,153 |
| Total Cefor share | 17.5% | 23.8% | 31.5% | 48.9% | 33.7% |
| Total World Fleet | 21,335 | 6,977 | 3,886 | 27,939 | 60,137 |

* Calculated as the number of vessels partly or wholly covered by Cefor members in 2019/2020, divided by the number of vessels with registered IMO number in the world fleet. World fleet numbers according to Lloyds List Intelligence 'World Fleet Update' as of January 2021.

P&I Clubs International Group

Gross Calls 2019 (Premiums) – Operational locations



Source: Int. Group of P&I Clubs / IUMI Global Marine Insurance Report 2020 by Astrid Seltmann

Publications

Annual Report



Annual Report 2020:
Update on the Cefor market & activities and the NoMIS trends as of December 2020.

Nordic Marine Insurance Statistics



The 2020 NoMIS Reports for Ocean and Coastal Hull claims trends with breakdown by age group, size group, vessel types, insured value layers and other key figures, plus exposure curves.


Cefor maintains the Nordic Marine Insurance Statistics (NoMIS) database. Extensive hull trend statistics are available at <https://cefor.no/statistics/>.

Clauses

The Nordic Marine Insurance Plan©:

<https://nordicplan.org>

Overview over all Cefor clauses: <https://cefor.no/clauses/>



Legal disclaimer: Cefor provides the material contained in this Fact Sheet for general information purposes only. Cefor accepts no responsibility and shall not be liable for any loss that may arise from reliance upon the information provided. This information is not intended for distribution to, or use by, any person or entity in any jurisdiction or country where such distribution or use would be contrary to local law or regulation.

Administration



Astrid Seltmann
Analyst/Actuary

Helle Hammer
Managing Director

Niklas Sonnenschein
Legal Counsel

Hilde Spro
Office Manager

Board of Directors 2021

Jan Limmell (Chair), Anders Hovelsrud (Deputy chair), Tom Blix, Arne Gangdal, Jonny Gangstad, Lone Scheuer Larsen, Tord Nilsson, Audun Pettersen and Anne Systad.

Member Forums

- Cargo Forum
- Claims Forum
- Coastal and Fishing Vessels Forum
- Compliance Forum
- Offshore Energy Forum
- Plan Revision Forum
- Statistics Forum
- Technical Forum
- Underwriting Risk Forum

Address

Hansteens gate 2- Box 2550 Solli, NO-0202 Oslo, Norway

Tel: +47 23 08 65 50 – Org.no. 871 425 302

cefor@cefor.no - <https://cefor.no>