



Cefor Facts 2019

The Nordic Association of Marine Insurers

The Nordic Association of Marine Insurers (Cefor)

- Trade association representing marine insurers in four Nordic countries
- Cefor members insure the following risks:
Hull and machinery (H&M), protection and indemnity (P&I), cargo, charterers' liability, offshore energy, war, legal defence, loss of hire, builders' risk, ship repairers' liability and mortgagee interest
- Our objective is to further enhance the lead Nordic hull market and promote the members' common interests on key issues for the marine insurance industry

Mission Statement

To serve the interests of our Nordic members by promoting quality marine insurance through

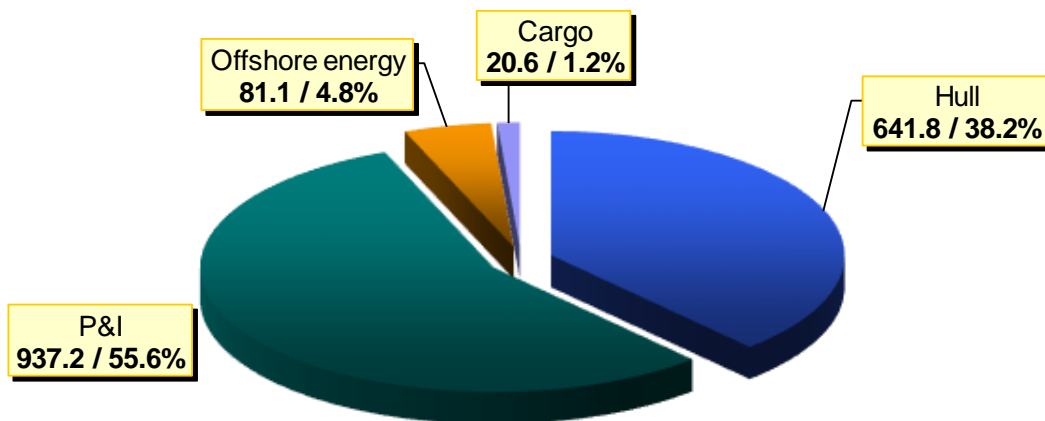
- agreed all risks insurance conditions
- comprehensive statistics
- a common public voice
- competence building

The Cefor market

Gross written premiums 2018

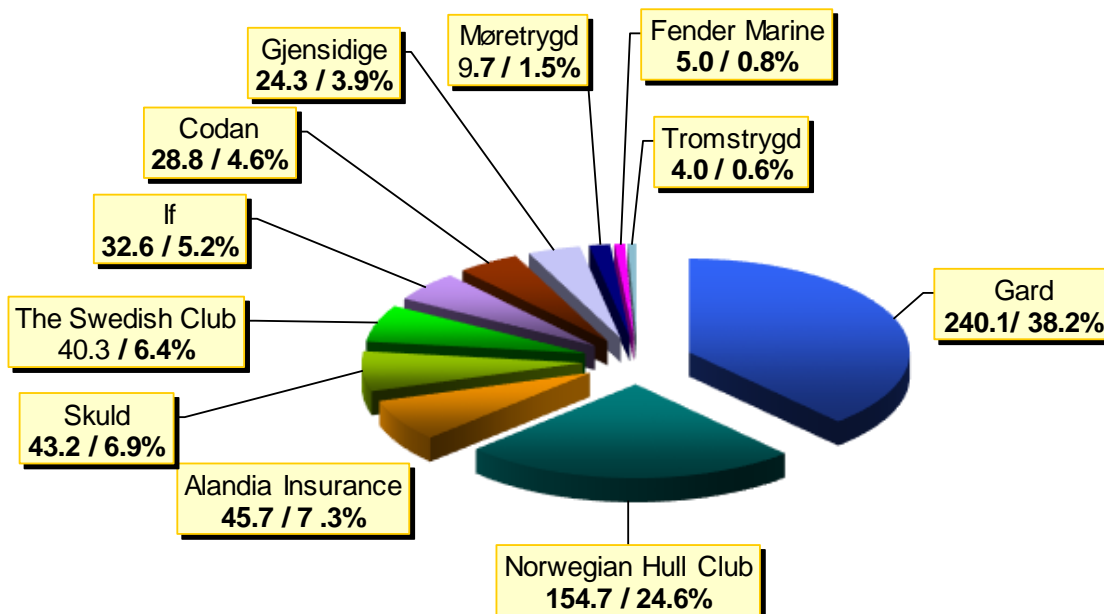
Cefor - Gross written premium 2018 - All lines

Total sum = 1,680.7 USD million



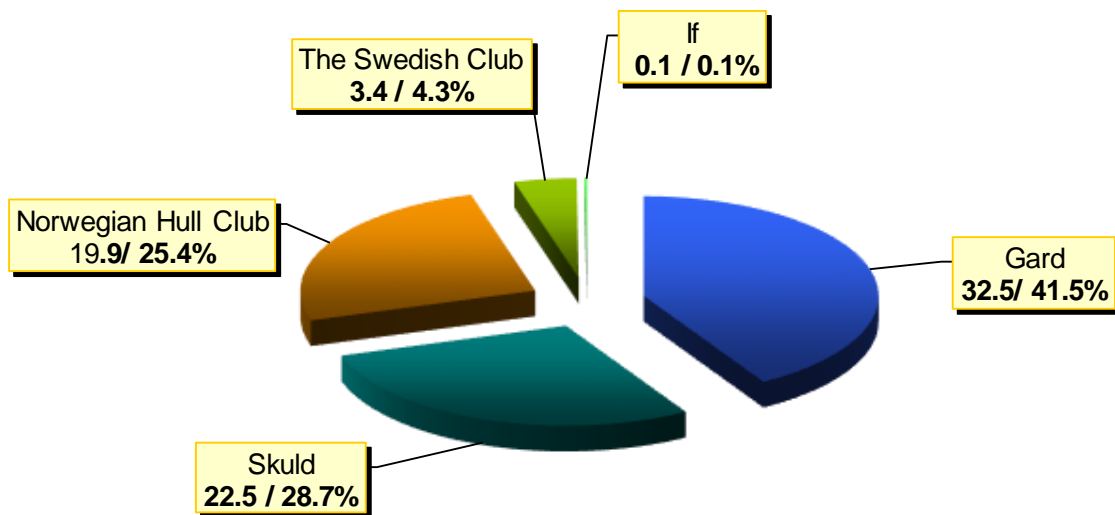
Cefor - Gross written premium 2018 - Hull

Total sum hull = 682.2 USD million



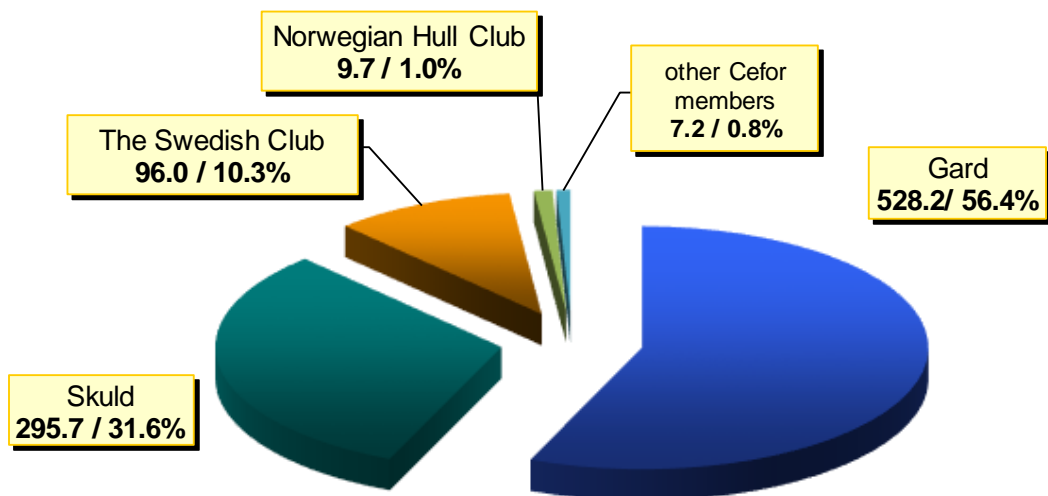
Cefor - Gross written premium 2018 - Offshore energy

Total sum hull = 78.3 USD million



Cefor - Gross written premium 2018 - P&I

Total sum P&I = 936.9 USD million



Cefor share* of world fleet

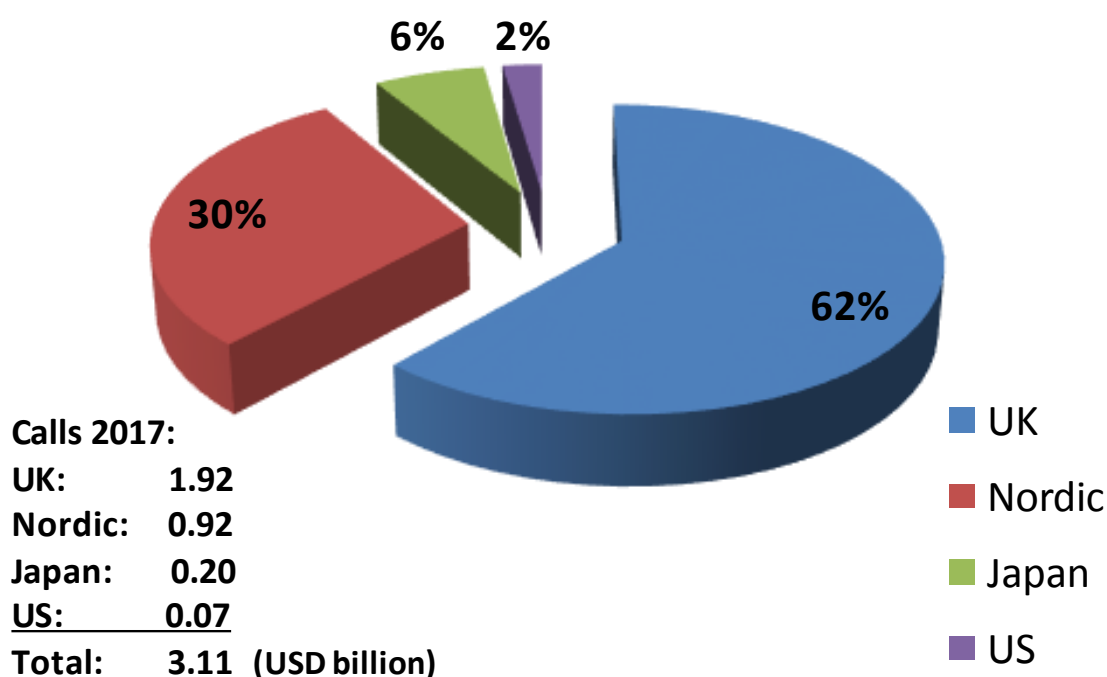
**Percentage of world merchant fleet reported by Cefor members:
(vessels with registered IMO number)**

Year of build	Gross tonnage				Grand Total
	1000-3999	4000-6999	7000-10000	>10000	
Cefor share					
2013-2018	12.2%	24.9%	17.3%	50.6%	38.5%
2008-2012	16.5%	32.5%	37.1%	52.5%	41.1%
2003-2007	20.3%	25.8%	42.4%	59.6%	44.1%
1998-2002	24.3%	22.5%	26.3%	49.8%	37.6%
1993-1997	15.0%	11.5%	14.5%	32.6%	20.7%
1988-1992	8.4%	13.5%	12.7%	26.3%	12.7%
<1988 or unknown	4.2%	4.6%	7.7%	20.2%	6.3%
World Fleet					
2013-2018	2,343	889	533	7,061	10,826
2008-2012	3,313	1,511	1,054	8,661	14,539
2003-2007	2,309	845	806	4,652	8,612
1998-2002	1,503	703	350	2,866	5,422
1993-1997	1,679	677	289	1,486	4,131
1988-1992	1,838	542	212	551	3,143
<1988 or unknown	7,959	1,666	546	1,348	11,519
Total Cefor share	11.5%	19.2%	27.1%	49.6%	30.9%
Total World Fleet	20,944	6,833	3,790	26,625	58,192

* Calculated as the number of vessels partly or wholly covered by Cefor members in 2017/2018, divided by the number of vessels with registered IMO number in the world fleet. World fleet numbers according to Lloyds List Intelligence 'World Fleet Update' as of January 2019.

P&I Clubs International Group

Gross Calls 2017 (Premiums) – Operational locations



Source: Int. Group of P&I Clubs / IUMI Global Marine Insurance Report 2018 (Astrid Seltmann)

Publications

Annual Report



Annual Report 2018:
Update on the Cefor market &
activities and the NoMIS trends
as of December 20187.

Nordic Marine Insurance Statistics




The 2018 NoMIS Reports for Ocean and Coastal Hull claims trends with breakdown by age group, size group, vessel types, insured value layers and other key figures, plus exposure curves.

Cefor maintains the Nordic Marine Insurance Statistics (NoMIS) database.
Extensive hull trend statistics are available at www.cefor.no/statistics.

Clauses

The Nordic Marine Insurance Plan©: www.nordicplan.org
Overview over all Cefor clauses: www.cefor.no/Clauses



Legal disclaimer: Cefor provides the material contained in this Fact Sheet for general information purposes only. Cefor accepts no responsibility and shall not be liable for any loss that may arise from reliance upon the information provided. This information is not intended for distribution to, or use by, any person or entity in any jurisdiction or country where such distribution or use would be contrary to local law or regulation.

Administration



Astrid Seltmann
Analyst/Actuary

Helle Hammer
Managing Director

Niklas Sonnenschein
Legal Counsel

Hilde Spro
Office Manager

Board of Directors 2019

Jan Limnell (Chair), Anders Hovelsrud (Deputy chair), Jan-Hugo Marthinsen, Ole Jørgen Eikanger, Tom Blix, Arne Gangdal, Jonny Gangstad, Lone Scheuer Larsen and Tord Nilsson. (<https://cefor.no/about-cefor/organisation/board/>)

Member Forums

- Cargo Forum
- Claims Forum
- Coastal and Fishing Vessels Forum
- Compliance Forum
- Offshore Energy Forum
- Plan Revision Forum
- Statistics Forum
- Technical Forum
- Underwriting Risk Forum

Address

Hansteens gate 2- Box 2550 Solli, NO-0202 Oslo, Norway

Tel: +47 23 08 65 50 – Org.no. 871 425 302

cefor@cefor.no - www.cefor.no